

VAHAN CITIZEN SERVICES			
Version No:			
Tested By: Gayathri G			
Test ID	Test Description	Test Procedure	Test Data
Registrartion Page			
VCS_RP_01	Check whether Vahan citizen service registration page is loading	1.Open Vahan citizen service registration page	www.vahan.parivahan.gov.in
VCS_RP_02	Check whether national symbol is present in the page	1.Open Vahan citizen service registration page 2.look the symbol at the left corner of the page	
VCS_RP_03	Check whether pages logo is clearly visible	1.Open Vahan citizen service registration page 2.check logo at right side of the page.	
VCS_RP_04	Check whether the language drop down button is present	1.Open Vahan citizen service registration page 2.Check the drop down box is present at the top of the page	
VCS_RP_05	Check whether the user is able to change the language in drop down box	1.Open Vahan citizen service registration page 2.change the language to hindi	
VCS_RP_06	Check whether the language is changed after the selection.	1.Open Vahan citizen service registration page 2.change the language to hindi	

Verified By: Rugma		
Date:		
Expected Result	Actual Result	Status
Should open registration page	Registration page open successfully	pass
National symbol should be present	National symbol is present	pass
The logo should be present	The logo is present	pass
The language drop down should be present	The language drop down is pesent	pass
User should be able to select the language hindi	Possible to change the language	pass
The language should be changed	Language doesnot change	Fail

VCS_RP_07	Check whether hamburger menu is present on the page	1.Open Vahan citizen service registration page 2.look for the hamburger menu	
VCS_RP_08	Check whether the contact us icon is present on the page	1.Open Vahan citizen service registration page 2.look the icon on the right side of the page	
VCS_RP_09	Check whether increase,decrease, normal font size button is present	1.Open Vahan citizen service registration page 2.look for the buttons A, A+, A - buttons are present on the top of the page	
VCS_RP_10	Check whether the font size buttons is proper	1.Open Vahan citizen service registration page	
VCS_RP_11	Check whether the FAQ button is present on the page	1.Open Vahan citizen service registration page 2.Look for the FAQ button	
VCS_RP_12	Check the sensitivity of FAQ button	1.Open Vahan citizen service registration page 2.Click the FAQ button	
VCS_RP_13	Check whether the user manual button is present on the page	1.Open Vahan citizen service registration page 2.Look for the usermanual button on the right top corner	
VCS_RP_14	Check the sensitivity of the user manual button	1.Open Vahan citizen service registration page 2.Click the usermanual button	

the hamburger menu should be present	hamburger menu is present	pass
the contact icon should be present on the page	the contact icon is present	pass
The buttons should be present	The button is present	pass
The font size should be correct	The font size is correct	pass
The button should be present	The button is present	pass
Should direct to the FAQ page	Directs to the FAQ page	pass
The button should be present	The button is present	pass
Should direct to the User manual page	Directs to the page	pass

VCS_RP_15	Check whether the dropdown box for selecting state is present in the user manual page	1.Open Vahan citizen service registration page 2.look for the dropdown box for state	
VCS_RP_16	Check the sensitivity of the state drop down box	1.Open Vahan citizen service registration page 2.Select a state	
VCS_RP_17	Check whether the dropdown box for selecting service is present in the user manual page	1.Open Vahan citizen service registration page 2.Look for the dropdown box for select service	
VCS_RP_18	Check the sensitivity of the select service drop down box	1.Open Vahan citizen service registration page 2.Select a service needed	
VCS_RP_19	Check whether the submit button is present on the user manual page	1.Open Vahan citizen service registration page 2.Look for the submit button	
VCS_RP_20	Check whether the home button is present on the user manual page	1.Open Vahan citizen service registration page 2.Look for the home button	
VCS_RP_21	Check the sensitivity of the submit button	1.Open Vahan citizen service registration page 2.select the 2 drop down boxes 3.click the submit button	
VCS_RP_22	Check the sensitivity of the home page	1.Open Vahan citizen service registration page 2.click the home button	
VCS_RP_23	Check whether all text follows same font family	1.Open Vahan citizen service registration page 2.Verify the font size	

The drop down box should be present	The drop down box is present	pass
The user should be able to select the state	Possible to select the state	pass
The drop down box should be present	The drop down box is present	pass
The user should be able to select the service	possible to select the service	Pass
The user should be able to find the submit button	possible to find the submit button	pass
The user should be able to find the home button	possible to find the home button	pass
The user must be able to click the submit button	Possible to click the submit button	pass
The user must be able to click the home button	possible to click the home buttton	pass
All text should follow the same font family	All text follows the same font family	pass

VCS_RP_24	Check whether all fields are present	1.Open Vahan citizen service registration page 2.Verify all fields	
VCS_RP_25	Check whether name of all field's first letter is capital or not.	1.Open Vahan citizen service registration page 2.Verify the naame of the fields	
VCS_RP_26	Check whether the button colour gets changed on mouse hover	1.Open Vahan citizen service registration page 2.Verify with mouse hover placing on the button	
VCS_RP_27	Check the overall alignment of the registration page		
VCS_RP_28	Check whether the full name field is visible	1.Open Vahan citizen service registration page 2.Look for the full name field	
VCS_RP_29	Check whether the Email ID is present in the user registration	1.Open Vahan citizen service registration page 2.Look for the Email ID field	
VCS_RP_30	Check whether the mobile no field is present in the user registration	1.Open Vahan citizen service registration page 2.Look for the mobile no field	
VCS_RP_31	Check whether the Landline field is present in the user registration	1.Open Vahan citizen service registration page 2.Look for the landlinefield	
VCS_RP_32	Check whether the password field is present in the user registration	1.Open Vahan citizen service registration page 2.Look for the password field	

All fields should be present	All fields are present	pass
All fields name's first letter should be capital letter	All fields first letter is capital letter	pass
The button colour should gets changed on mouse hover	The button colour is chganged on mousehover	pass
Suggestion		
The full name field should be visible	The full name field is visible	pass
The Email ID field should be visible	The Email IDfield is visible	pass
The mobile no field should be visible	The mobile no field is visible	pass
The land line field should be visible	The landline field is visible	pass
The password field should be visible	The password field is visible	pass

VCS_RP_33	Check whether the confirm new password field is present in the user registration	1.Open Vahan citizen service registration page 2.Look for the confirm new passwordfield	
VCS_RP_34	Check whether a label is present under the confirm new password in the user registration	1.Open Vahan citizen service registration page 2.Look for the label	
VCS_RP_35	Check whether the house no and street name field is present in the user registration	1.Open Vahan citizen service registration page 2.Look for the house no and street name field	
VCS_RP_36	Check whether the village/town/city field is present in the user registration	1.Open Vahan citizen service registration page 2.Look for the village/town/city field	
VCS_RP_37	Check whether the Landmark/police station field is present in the user registration	1.Open Vahan citizen service registration page 2.Look for the Landmark/police station field	
VCS_RP_38	Check whether the State name field is present in the user registration	1.Open Vahan citizen service registration page 2.Look for the State name field	
VCS_RP_39	Check whether the pincode field is present in the user registration	1.Open Vahan citizen service registration page 2.Look for the pincode field	
VCS_RP_40	Check whether the each word of button name is capital	1.Open Vahan citizen service registration page 2.Verify the button	

The confirm new password field should be visible	The confirm new password field is visible	pass
The label should be visible	The label field is visible	pass
The house no and street name field should be visible	The house no and street name field is visible	pass
The village/town/city field should be visible	The village/town/cityfield is visible	pass
The Landmark/police station field should be visible	The Landmark/police stationfield is visible	pass
The State name fiel should be visible	The State name field is visible	pass
The pincode field should be visible	The pincode field is visible	pass
Buttton name first letter should be capital	Button names first letter is capital	pass

VCS_RP_41	Check whether all mandatory fields have asterick symbol	1.Open Vahan citizen service registration page 2.Verify the fields	
VCS_RP_42	Check whether all fields and field names are properly aligned		
VCS_RP_43	Check whether all fields are writable(Disabled or not	1.Open Vahan citizen service registration page 2.Enter some values in field 3.Verify whether its writable	
VCS_RP_44	Check whether all text follows same font	1.Open Vahan citizen service registration page 2.Verify the fonts of all texts	
VCS_RP_45	Check whether all fields are present	1.Open Vahan citizen service registration page 2.Check all fields	
VCS_RP_46	Check whether error message is shown when Full name field is empty	1.Open Vahan citizen service registration page 2.Leave the full name field empty	
VCS_RP_47	Check whether full name field only accepts capital letter	1.Open Vahan citizen service registration page 2.Enter texts in full name field in both capital and small letters	
VCS_RP_48	Check whether error message is shown when Email ID field is empty	1.Open Vahan citizen service registration page 2.Leave the email id field empty	
VCS_RP_49	Check whether error message is showed when entering an invalid email id	1.Open Vahan citizen service registration page 2.Enter an invalid email id	shvahnvdvbcvbs bhsbdhsb
VCS_RP_50	Check whether Email ID field accepts alphabets, numbers, and characters	1.Open Vahan citizen service registration page 2.Enter alphabets,numbers and characters in email id field	abc@gmail.com

All mandatory fields should have asterick symbol	All mandatory fields have asterick symbol	pass
All fields and fieldnames should properly aligned	All fields and fieldnames are properly aligned	pass
All fields should be writable	All fields are writable	pass
All text should follow the same font	All text have same font	pass
All fields should be present	All fileds are present	pass
Error message should be shown	Error message showed	pass
Full name field should only accepts the capital letters	Full name filed accepts the capital letter	pass
Error message should be shown	Error message showed	pass
Error message should be shown	Error message showed	pass
Field should accepts the alphabets,numbers and characters	Fields accepts the alphabets,numbers and characters	pass

VCS_RP_51	Check whether error message is showed when mobile number field is empty	1.Open Vahan citizen service registration page 2.Leave the mobile number field empty	
VCS_RP_52	Check whether the field accepts only the numbers	1.Open Vahan citizen service registration page 2.Enter values other than numbers]gggggggggggggggggg[
VCS_RP_53	Check the sensitivity of the field by entering an invalid mobile number	1.Open Vahan citizen service registration page 2.Enter invalid mobile number	74647
VCS_RP_54	Check whether the mobile number field only accepts 10 numbers	1.Open Vahan citizen service registration page 2.Enter 10 digit numbers	
VCS_RP_55	Check whether the field accepts only the numbers	1.Open Vahan citizen service registration page 2.Enter values other than numbers	
VCS_RP_56	Check the sensitivity of the field by entering an invalid landline number	1.Open Vahan citizen service registration page 2.Enter an invalid number	2145
VCS_RP_57	The landline number must not be in asterisk symbol		
VCS_RP_58	Check whether error message is showed when password field is left empty	1.Open Vahan citizen service registration page 2.Leave the field empty	
VCS_RP_59	Check whether error message is showed when the password is don't entered in its specified type	1.Open Vahan citizen service registration page 2.Enter san invalid password	abcdefg
VCS_RP_60	Check whether the Psswod field accepts the alphanumeric characters	1.Open Vahan citizen service registration page 2.Enter alphanumeric characters	Jhanavi@123
VCS_RP_61	Check the sensitivity of the confirm password field by not entering any string	1.Open Vahan citizen service registration page 2.Leave the field empty	

Error message should be showed	Error message is showed	pass
Error message should be showed	Error message is showed	pass
Error message should be showed	Error message is showed	pass
The user should be able to enter only 10 digits	The user is able to enter only 10 digits	pass
Error message should be showed	Error message is showed	pass
Error message should be showed	Error message is not showed	Fail
suggestion		
Error message should be showed	Error message is showed	pass
Error message should be showed	Error message is showed	pass
Should accept the alphanumeric characters	Accepted the alphanumeric characters	pass
Error message should be showed	Error message is showed	pass

VCS_RP_62	Check whether error message is showed when the entry in confirm password fields entry is different to the password field	1.Open Vahan citizen service registration page 2.Enter a different password	Password:Jhanavi@123 Confirm password:jana123
VCS_RP_63	Check whether the address and user informaton are differentiated into 2 parts	1.Open Vahan citizen service registration page 2.Verify the headlines of the two	
VCS_RP_64	Check whether error message is showed when House No and Street Name field are left empty	1.Open Vahan citizen service registration page 2.Leave the field empty	
VCS_RP_65	Check whether error message is showed when village/town/city field is left empty	1.Open Vahan citizen service registration page 2.Leave the field is empty	
VCS_RP_66	Check whether error message is showed when the landmark/police station foeld is left empty	1.Open Vahan citizen service registration page 2.Leave the field is empty	
VCS_RP_67	Check whether the user can select state from the drop down box,	1.Open Vahan citizen service registration page 2.Select the state drop down list	
VCS_RP_68	Verify that error message is showed when the state name field is left empty	1.Open Vahan citizen service registration page 2.Enter all inputs and Leave the state naame field	
VCS_RP_69	Check whether the generate OTP button and reset button is present at the bottom of the registration page	1.Open Vahan citizen service registration page 2.Look for the buttons	
VCS_RP_70	Check whether otp is send to the registered mobile phone after selecting the generating otp button	1.Open Vahan citizen service registration page 2.Enter all the inputs 3.Click the send otp button	
VCS_RP_71	Check whether error message is showed in ladline number field is empty	1.Open Vahan citizen service registration page 2.Leave the landline number field empty	

Error message should be showed	Error message is showed	pass
Should be differengtiated int two	Differentiated into two	pass
Error message should be showed	Error message is showed	pass
Error message should be showed	Error message is showed	pass
Error message should be showed	Error message is showed	pass
The user should be able to select one of the states	The user is not able to select the state	Fail
Error message should be showed	Error message is not showed	Fail
The buttons should be present	The buttons are present	pass
The otp should be sent to the registered mobile phone of the user	The otp is sent	pass
Should show error messages	Error message is not showed	Fail

VCS_RP_72	Check whether how many times can otp be generated	1.Open Vahan citizen service registration page 2.Enter invalid texts in fields till the last chance comes	
-----------	---	--	--

The user should be able to send otp for
2 times at a time

The user is able to send otp for
2 times at a time

pass

VAHAN CITIZEN SERVICES

VERSION NO:
Tested By:Gayathri G

Test ID	Test Description	Test Procedure	Test Data
			HOME
VCS_HE_01	Check whether the hamburger menu has home option present	1.open vahan citizen registration page 2.Find hamburger menu in registration page 3.Look for the home option	
VCS_HE_02	Check whether the home option is selectable	1.open vahan citizen registration page 2.Find hamburger menu in registration page 3.Select the home option	
VCS_HE_03	Verify that by selecting home option home page is loaded	1.open vahan citizen registration page 2.Find hamburger menu in registration page 3.Select the home option	
VCS_HE_04	Check whether a hamburger menu is present on the homepage	1.open vahan citizen registration page 2.Find hamburger menu in registration page 3.Select the home option from the hamburger on registration page 4.Look for the hamburger menu on the home page	
VCS_HE_05	Check whether the hamburger menu contains four options	1.open vahan citizen registration page 2.Find hamburger menu in registration page 3.Select the home option from the hamburger on registration page 4.Verify the four options	

Verified By:Rugma Date:		
Expected Result	Actual Result	Status
The home option should be [present	The home option is present	Pass
The home option should be selected	The home option is selectable	Pass
The home page should be displayed	The home page is displayed	Pass
The hamburger menu should be present	The hamburger menu is present	Pass
The hamburger menu should contain four options	The hamburger menu conntains four options	Pass

VCS_HE_06	Check whether the know your payment transaction status option is present at the hamburger menu	<ol style="list-style-type: none"> 1.open vahan citizen registration page 2.Find hamburger menu in registration page 3.Select the home option from the hamburger on registration page 4.Verify the option in the menu 	
VCS_HE_07	Check whether the verify receipt option is present at the hamburger menu	<ol style="list-style-type: none"> 1.open vahan citizen registration page 2.Find hamburger menu in registration page 3.Select the home option from the hamburger on registration page 4.Verify the option in the menu 	
VCS_HE_08	Check whether the click here for feedback/complaint option is present at the hamburger menu	<ol style="list-style-type: none"> 1.open vahan citizen registration page 2.Find hamburger menu in registration page 3.Select the home option from the hamburger on registration page 4.Verify the option in the menu 	
VCS_HE_09	Check whether the administrative users option is present at the hamburger menu	<ol style="list-style-type: none"> 1.open vahan citizen registration page 2.Find hamburger menu in registration page 3.Select the home option from the hamburger on registration page 4.Verify the option in the menu 	
VCS_HE_10	Check the sensitivity of the know your payment transaction status button	<ol style="list-style-type: none"> 1.open vahan citizen registration page 2.Find hamburger menu in registration page 3.Select the home option from the hamburger on registration page 4.Click the know your payment transaction status button 	

The know your payment transaction status option should be present	The know your payment transaction status option is present	Pass
The verify receipt option should be present	The verify receipt option is [resent	Pass
The feedback/complaint option should be present	The feedback/complaint option is present	Pass
The administrative option should be present	The adminitrative option is present	Pass
The button should be clickable	The button is clickable	Pass

VCS_HE_11	Check the dimension of the know your transaction status button	<ol style="list-style-type: none"> 1.open vahan citizen registration page 2.Find hamburger menu in registration page 3.Select the home option from the hamburger on registration page 4.Check the dimension of the button 	
VCS_HE_12	Check the colour code of the know your transaction status button	<ol style="list-style-type: none"> 1.open vahan citizen registration page 2.Find hamburger menu in registration page 3.Select the home option from the hamburger on registration page 4.Check the colour code of the button 	
VCS_HE_13	Check whether after clicking of the know your transaction status button a transaction status page will load	<ol style="list-style-type: none"> 1.open vahan citizen registration page 2.Find hamburger menu in registration page 3.Select the home option from the hamburger on registration page 4.Click the know your transaction status 5.check whether the page is loaded 	
VCS_HE_14	Check whether there is a transaction status title at the top of the page	<ol style="list-style-type: none"> 1.open vahan citizen registration page 2.Find hamburger menu in registration page 3.Select the home option from the hamburger on registration page 4.Verify the button 	
VCS_HE_15	Check whether the rules for checking transaction status is present	<ol style="list-style-type: none"> 1.open vahan citizen registration page 2.Find hamburger menu in registration page 3.Select the home option from the hamburger on registration page 4.Click the know your payment transaction status button 5.Verify the rules 	

The dimension of the field should be fine	The dimension of the field is fine	Pass
The colour code of the field should be fine	The colour code of the field is fine	Pass
The transaction status page should be loaded	The transaction status page is loaded	Pass
There should be a transaction status title	Transaction status title is there	Pass
The rules should be there	Rule is there	Pass

VCS_HE_16	Check whether the alignment of the lines in the rules are correct	1.open vahan citizen registration page 2.Find hamburger menu in registration page 3.Select the home option from the hamburger on registration page 4.Click the know your payment transaction status button 5.Verify the alignment	
VCS_HE_17	Check whether the radio button for transaction id is present	1.open vahan citizen registration page 2.Find hamburger menu in registration page 3.Select the home option from the hamburger on registration page 4.Click the know your payment transaction status button 5.Verify the button	
VCS_HE_18	Check whether the radio button for payment id is present	1.open vahan citizen registration page 2.Find hamburger menu in registration page 3.Select the home option from the hamburger on registration page 4.Click the know your payment transaction status button 5.Verify the radio button	
VCS_HE_19	Check whether the radio button for bank ref.no. is present	1.open vahan citizen registration page 2.Find hamburger menu in registration page 3.Select the home option from the hamburger on registration page 4.Click the know your payment transaction status button 5.Verify the radio button	

The alignment should be fine		
The alignment is not correct		Fail
The radio button should be present	The radio button is present	Pass
The radio button should be present	The radio button is present	Pass
The radio button should be present	The radio button is present	Pass

VCS_HE_20	Check whether the radio button for registration no. is present	<ol style="list-style-type: none"> 1.open vahan citizen registration page 2.Find hamburger menu in registration page 3.Select the home option from the hamburger on registration page 4.Click the know your payment transaction status button 5.Verify the radio button 	
VCS_HE_21	Check whether the radio button for Grn no. is present	<ol style="list-style-type: none"> 1.open vahan citizen registration page 2.Find hamburger menu in registration page 3.Select the home option from the hamburger on registration page 4.Click the know your payment transaction status button 5.Verify the radio button 	
VCS_HE_22	Verify the alignment of the radio buttons	<ol style="list-style-type: none"> 1.open vahan citizen registration page 2.Find hamburger menu in registration page 3.Select the home option from the hamburger on registration page 4.Click the know your payment transaction status button 5.Verify the alignments of the radio buttons 	
VCS_HE_23	Verify the colour code of the radio button	<ol style="list-style-type: none"> 1.open vahan citizen registration page 2.Find hamburger menu in registration page 3.Select the home option from the hamburger on registration page 4.Click the know your payment transaction status button 5.Check the colour code 	

The radio button should be present	The radio button is present	Pass
The radio button should be present	The radio button is present	Pass
The alignment should be fine	The alignment is not correct	Fail
The colour code of the field should be fine	The colour code of the field is fine	Pass

VCS_HE_24	Verify the overall alignment of the transaction status page	<ol style="list-style-type: none"> 1.open vahan citizen registration page 2.Find hamburger menu in registration page 3.Select the home option from the hamburger on registration page 4.Click the know your payment transaction status button 5.Check the transaction status page alignment 	
VCS_HE_25	Check whether all radio buttons are selectable	<ol style="list-style-type: none"> 1.open vahan citizen registration page 2.Find hamburger menu in registration page 3.Select the home option from the hamburger on registration page 4.Click the know your payment transaction status button 5.Verify the buttons 	
VCS_HE_26	Check whether all input fields are writable(Disabled or not)	<ol style="list-style-type: none"> 1.open vahan citizen registration page 2.Find hamburger menu in registration page 3.Select the home option from the hamburger on registration page 4.Click the know your payment transaction status button 5.Verify all the input fields 	
VCS_HE_27	Check whether all text follows same font family	<ol style="list-style-type: none"> 1.open vahan citizen registration page 2.Find hamburger menu in registration page 3.Select the home option from the hamburger on registration page 4.Click the know your payment transaction status button 5.Verify the fonts 	

The alignment should be fine		
The alignment is not correct		Fail
All radio buttons should be selectable	All radio buttons are selectable	Pass
All inputs should be writable	All inputs are writable	Pass
All text should follows the same font	All text are of same font	Pass

VCS_HE_28	Check whether all fields are present	<ol style="list-style-type: none"> 1.open vahan citizen registration page 2.Find hamburger menu in registration page 3.Select the home option from the hamburger on registration page 4.Click the know your payment transaction status button 5.Check all the fields 	
VCS_HE_29	Check whether name of all field's first letter is capital or not.	<ol style="list-style-type: none"> 1.open vahan citizen registration page 2.Find hamburger menu in registration page 3.Select the home option from the hamburger on registration page 4.Click the know your payment transaction status button 5.Verify the first letter 	
VCS_HE_30	Check whether the button color gets changed on mouse hover	<ol style="list-style-type: none"> 1.open vahan citizen registration page 2.Find hamburger menu in registration page 3.Select the home option from the hamburger on registration page 4.Click the know your payment transaction status button 5.Check the button colour 	
VCS_HE_31	Check whether the search field is present	<ol style="list-style-type: none"> 1.open vahan citizen registration page 2.Find hamburger menu in registration page 3.Select the home option from the hamburger on registration page 4.Check whether the search field is present 	

All fields should be present	All fields are present	Pass
All fields should be case sensitive	All fields are case senstive	Pass
The button colour should change	The button colour is changed	Pass
The search field should be present	The search field is present	Pass

VCS_HE_32	Check the sensitivity of the search field	1.open vahan citizen registration page 2.Find hamburger menu in registration page 3.Select the home option from the hamburger on registration page 4.Verify the sensitivity of the search field	
VCS_HE_33	Check whether transaction details are given in the page	1.open vahan citizen registration page 2.Find hamburger menu in registration page 3.Select the home option from the hamburger on registration page 4.Check the details	
VCS_HE_34	Check whether the transaction details contain all necessary fields	1.open vahan citizen registration page 2.Find hamburger menu in registration page 3.Select the home option from the hamburger on registration page 4.Verify all the fields	
VCS_HE_35	Check whether the transaction Id search field is properly aligned	1.open vahan citizen registration page 2.Find hamburger menu in registration page 3.Select the home option from the hamburger on registration page 4.Check the alignment	

The sensitivity should be optimal	The senitivity was found to be optimal	Pass
Transaction details should be present	Transaction details are present	Pass
The transaction details should contain all necessary fields	The transaction details contain all necessary fields	Pass
The transaction id search fielld should be properly aligned	The transaction id search fielld is properly aligned	Fail

VCS_HE_36	Verify the search field with an incorrect transaction ID	<ol style="list-style-type: none"> 1.open vahan citizen registration page 2.Find hamburger menu in registration page 3.Select the home option from the hamburger on registration page 4.Verify the sensitivity of the field 	
VCS_HE_37	Check whether the enter registration number field is present in the home page	<ol style="list-style-type: none"> 1.open vahan citizen registration page 2.Find hamburger menu in registration page 3.Select the home option from the hamburger on registration page 4.Look for the field 	
VCS_HE_38	Check whether the select state field is present	<ol style="list-style-type: none"> 1.open vahan citizen registration page 2.Find hamburger menu in registration page 3.Select the home option from the hamburger on registration page 4.Look for the field 	
VCS_HE_39	Check whether the select Rto field is present in the home page	<ol style="list-style-type: none"> 1.open vahan citizen registration page 2.Find hamburger menu in registration page 3.Select the home option from the hamburger on registration page 4.Look for the field 	

Error message should be showed	Error message is showed	Pass
The field should be present	The field is present	Pass
The field should be present	The field is present	Pass
The field should be present	The field is present	Pass

VCS_HE_40	Check whether the registration field accepts the input	<ol style="list-style-type: none"> 1.open vahan citizen registration page 2.Find hamburger menu in registration page 3.Select the home option from the hamburger on registration page 4.Enter thee input in the field 	
VCS_HE_41	Check whether the state field drop down list is selectable	<ol style="list-style-type: none"> 1.open vahan citizen registration page 2.Find hamburger menu in registration page 3.Select the home option from the hamburger on registration page 4.Verify the drop down list 	
VCS_HE_42	Check whether the rto field drop down list is selectable	<ol style="list-style-type: none"> 1.open vahan citizen registration page 2.Find hamburger menu in registration page 3.Select the home option from the hamburger on registration page 4.Select the rto drop down list 	
VCS_HE_43	Check whether indian map is present at the bottom of the page	<ol style="list-style-type: none"> 1.open vahan citizen registration page 2.Find hamburger menu in registration page 3.Select the home option from the hamburger on registration page 4.Look for the indian map 	

The registration field should accepts the input	The registration field accepts	Pass
The state field drop down list should be selectable	The state field drop down list is not selectable	Fail
The rto field drop down list should be selectable	The rto field drop down list is not selectable	Fail
The indian map should be present at the bottom	The indian map ismpresent at the bottom	Pass

VCS_HE_44	Check wheher the user is able to click the proceed button	<ol style="list-style-type: none"> 1.open vahan citizen registration page 2.Find hamburger menu in registration page 3.Select the home option from the hamburger on registration page 4.Click the proceed button 	
VCS_HE_45	Check whether user is able to proceed when not entering or enter an invalid registration number	<ol style="list-style-type: none"> 1.open vahan citizen registration page 2.Find hamburger menu in registration page 3.Select the home option from the hamburger on registration page 4.Enter an invalid registration number 	
VCS_HE_46	Check whether user is able to click the check box accepting the terms and conditons	<ol style="list-style-type: none"> 1.open vahan citizen registration page 2.Find hamburger menu in registration page 3.Select the home option from the hamburger on registration page 4.Click the check box 	
VCS_HE_47	Verify that after clicking the proceed button user is able to navigate to a page which has the lists of availing services	<ol style="list-style-type: none"> 1.open vahan citizen registration page 2.Find hamburger menu in registration page 3.Select the home option from the hamburger on registration page 4.Click the proceed button 5.Verify that the Page is loaded 	

The user should able to click the proceed button	The user is able to click the proceed button	Pass
The user should able to proceed when not entering or enter an registration number	The user is able to proceed when	Pass
		Pass
The user should able to navigate to a page	The user is able to navigate navigate to a page	Pass

VCS_HE_48	Verify that user is able to click the proceed button present in the page	<ol style="list-style-type: none"> 1.open vahan citizen registration page 2.Find hamburger menu in registration page 3.Select the home option from the hamburger on registration page 4.Click the proceed button 	
VCS_HE_49	Check whether the user is able to navigate to the availing service page of the selected state after the clicking of the proceed button	<ol style="list-style-type: none"> 1.open vahan citizen registration page 2.Find hamburger menu in registration page 3.Select the home option from the hamburger on registration page 4.Click the proceed button 5.Verify the new page loaded 	
VCS_HE_50	Check whether the page contains the transport department, government of kerala tagline	<ol style="list-style-type: none"> 1.open vahan citizen registration page 2.Find hamburger menu in registration page 3.Select the home option from the hamburger on registration page 4.Look for the tagline 	
VCS_HE_51	Check whether all fields are present in the page	<ol style="list-style-type: none"> 1.open vahan citizen registration page 2.Find hamburger menu in registration page 3.Select the home option from the hamburger on registration page 4.Look for the fields 	

The user should able to click the procced button present in the page	The user is able to click the proceed button present in the page	Pass
The user should be able to navigate to the availing service page of the selcted state after the clicking of the proceed button	The user is able to navigate to the availing service page of the selcted state after the clicking of the proceed button	Pass
The page should contains the tagline	The page contains the tagline	Pass
All the fields should be present	All fields are present	Pass

VCS_HE_52	Check whether the VANI virtual assistance by NIC is present	<ol style="list-style-type: none"> 1.open vahan citizen registration page 2.Find hamburger menu in registration page 3.Select the home option from the hamburger on registration page 4.Look for the VANI virtual assistance 	
VCS_HE_53	Verify that user is able to communicate with the Vani	<ol style="list-style-type: none"> 1.open vahan citizen registration page 2.Find hamburger menu in registration page 3.Select the home option from the hamburger on registration page 4.Look for the VANI virtual assistance 5.Try to communicate with the vani 	
VCS_HE_54	Check whether the verify receipt button is present	<ol style="list-style-type: none"> 1.open vahan citizen registration page 2.Find hamburger menu in registration page 3.Select the home option from the hamburger on registration page 4.Look for the button 	
VCS_HE_55	Check whether the user is able to navigate to the verify receipt page after the selection of verify receipt button	<ol style="list-style-type: none"> 1.open vahan citizen registration page 2.Find hamburger menu in registration page 3.Select the home option from the hamburger on registration page 4.Select the verify receipt button 	

The VANI virtual assistance should be present	The VANI virtual assistance is present	Pass
The user should be able to communicate with the VANI	The user is able to communicate with the VANI	Pass
The verify receipt button should be present	The verify button is present	Pass
The user should be able to navigate to the verify receipt page	The user is able to navigate to the verify receipt page	Pass

VCS_HE_56	Check whether registration number field is present in the page	<ol style="list-style-type: none"> 1.open vahan citizen registration page 2.Find hamburger menu in registration page 3.Select the home option from the hamburger on registration page 4.Verify the field 	
VCS_HE_57	Check weather receipt number field is present n the page	<ol style="list-style-type: none"> 1.open vahan citizen registration page 2.Find hamburger menu in registration page 3.Select the home option from the hamburger on registration page 4.Verify the field 	
VCS_HE_58	Chek weather the asterisks symbol is present at the registration number and receipt number field	<ol style="list-style-type: none"> 1.open vahan citizen registration page 2.Find hamburger menu in registration page 3.Select the home option from the hamburger on registration page 4.Verify the symbol 	
VCS_HE_59	Check whether verify,reset,home,buttons are present at the verify receipt page	<ol style="list-style-type: none"> 1.open vahan citizen registration page 2.Find hamburger menu in registration page 3.Select the home option from the hamburger on registration page 4.Verify the buttons 	

The registration number field should be present	The registration number field is present	Pass
The receipt number field should be present	The receipt number field is present	Pass
The symbol should be present	The symbol is not present	Fail
The buttons should be present	The buttons are present	Pass

		<ol style="list-style-type: none"> 1.open vahan citizen registration page 2.Find hamburger menu in registration page 3.Select the home option from the hamburger on registration page 4.Select the buttons 	
VCS_HE_60	Verify that verify,reset,home buttons are clickable		
		<ol style="list-style-type: none"> 1.open vahan citizen registration page 2.Find hamburger menu in registration page 3.Select the home option from the hamburger on registration page 4.Enter inputs in the field 	
VCS_HE_61	Check whether the user is able to enter the inputs in all the fields		
		<ol style="list-style-type: none"> 1.open vahan citizen registration page 2.Find hamburger menu in registration page 3.Select the home option from the hamburger on registration page 4.Verify the sensitivity of the buttons 	
VCS_HE_62	Check sensitivity of the verify button by not entering/by entering invalid inputs in the registration number and receipt number field		
		<ol style="list-style-type: none"> 1.open vahan citizen registration page 2.Find hamburger menu in registration page 3.Select the home option from the hamburger on registration page 4.Verify the sensitivity of the buttons 	
VCS_HE_63	Check the sensitivity of the reset button		

The buttons should be clickable	The butons are clickable	Pass
The user should be able to enter the inputs in all the fields	The user is able to enter the inputs in all the fields	Pass
The button's responsiveness should be fine	The button's responsiveness is fine	Pass
The sensitivity of the reset button should be fine	The sensitivity od the reset button is fine	Pass

VCS_HE_64	Check whether user is able to navigate to the home page by clicking the home button	<ol style="list-style-type: none"> 1.open vahan citizen registration page 2.Find hamburger menu in registration page 3.Select the home option from the hamburger on registration page 4.Check the navigation to the home page 	
VCS_HE_65	Check overall alignment of the page	<ol style="list-style-type: none"> 1.open vahan citizen registration page 2.Find hamburger menu in registration page 3.Select the home option from the hamburger on registration page 4.Check the alignment 	
VCS_HE_66	Check the overall colour code of the page	<ol style="list-style-type: none"> 1.open vahan citizen registration page 2.Find hamburger menu in registration page 3.Select the home option from the hamburger on registration page 4.Check the colour code 	
VCS_HE_67	Check whether the feedback/complaint button is prsented	<ol style="list-style-type: none"> 1.open vahan citizen registration page 2.Find hamburger menu in registration page 3.Select the home option from the hamburger on registration page 4.Verify the button 	

The user should be able to navigate to the home page	The user is able to navigate to the home page	Pass
The overall alignment of the page should be fine	The overall alignment of the page is fine	Pass
The colour code of the page should be fine	The colour code of the page is fine	Pass
The button should be present	The button should be present	Pass

VCS_HE_68	Check whether the user is able to navigate to the feedback/complaint page	<ol style="list-style-type: none"> 1.open vahan citizen registration page 2.Find hamburger menu in registration page 3.Select the home option from the hamburger on registration page 4.Check the feedback button 5.Verify the navigation 	
VCS_HE_69	Check whether all the fields are present in the page	<ol style="list-style-type: none"> 1.open vahan citizen registration page 2.Find hamburger menu in registration page 3.Select the home option from the hamburger on registration page 4.Check the feedback button 5.Verify the fields 	
VCS_HE_70	Check whether the the user able to enter the inputs in all the fields	<ol style="list-style-type: none"> 1.open vahan citizen registration page 2.Find hamburger menu in registration page 3.Select the home option from the hamburger on registration page 4.Check the feedback button 5.Enter inputs in the fields 	
VCS_HE_71	Check whether the user is able to click the radio buttons present in the page	<ol style="list-style-type: none"> 1.open vahan citizen registration page 2.Find hamburger menu in registration page 3.Select the home option from the hamburger on registration page 4.Check the feedback button 5.Click the radio button 	

The user should be able to navigate to the page	The user is able to navigate to the page	Pass
All the fields should be present	All fields are present	Pass
The user should be able to enter the inputs in all the fields	The user is able to enter the inputs in all the fields	Pass
The user should be able to click the radio buttons present in the page	The user is be able to click the radio buttons present in the page	Pass

VCS_HE_72	Check whether the user is able to select transaction purpose drop down list	<ol style="list-style-type: none"> 1.open vahan citizen registration page 2.Find hamburger menu in registration page 3.Select the home option from the hamburger on registration page 4.Select the transaction purpose drop down 	
VCS_HE_73	Check whether the user is able to select one pf the transaction purpose from the dropdown	<ol style="list-style-type: none"> 1.open vahan citizen registration page 2.Find hamburger menu in registration page 3.Select the home option from the hamburger on registration page 4.Select the transaction purpose drop down 	
VCS_HE_74	Verify that the user is able to select file from the device that is the screenshot of the problem being encountered	<ol style="list-style-type: none"> 1.open vahan citizen registration page 2.Find hamburger menu in registration page 3.Select the home option from the hamburger on registration page 4.Try to upload the screenshot 	
VCS_HE_75	Verify that error message is showed when one of the field is empty	<ol style="list-style-type: none"> 1.open vahan citizen registration page 2.Find hamburger menu in registration page 3.Select the home option from the hamburger on registration page 4.Leave the field empty 	
VCS_HE_76	Check overall alignment of the page	<ol style="list-style-type: none"> 1.open vahan citizen registration page 2.Find hamburger menu in registration page 3.Select the home option from the hamburger on registration page 4.Check the alignment of the page 	

The user should be able to select transaction purpose drop down list	The user is able to select transaction purpose dropdown list	Pass
The user should be able to select	The user is able to select	Pass
The user should be able to select	The user is not able to select	Fail
Error message should be showed	Error message is showed	Pass
The overall alignment of the page should be fine	The overall alignment of the page is fine	Pass

VCS_HE_77	Check the overall colour code of the page	1.open vahan citizen registration page 2.Find hamburger menu in registration page 3.Select the home option from the hamburger on registration page 4.Check the colourcode	
VCS_HE_78	Check alla mandatory fields have asterisks symbol	1.open vahan citizen registration page 2.Find hamburger menu in registration page 3.Select the home option from the hamburger on registration page 4.Verify the symbol	
VCS_HE_79	Check whether name of all field's first letter is capital or not.	1.open vahan citizen registration page 2.Find hamburger menu in registration page 3.Select the home option from the hamburger on registration page 4.Verify the letters	
VCS_HE_80	Check whether the button colour gets changed on mouse hover	1.open vahan citizen registration page 2.Find hamburger menu in registration page 3.Select the home option from the hamburger on registration page 4.Verify the button	
VCS_HE_81	Check whether the page contains national symbol, website logo,	1.open vahan citizen registration page 2.Find hamburger menu in registration page 3.Select the home option from the hamburger on registration page 4.Verify the logo,symbol etc	

The overall colour code of the page should be fine	The overall colour code of the page is fine	Pass
The mandatory fields should have asterisks symbol	The mandatory field have asterisks symbol	Pass
The name of fields firstletter should be in capital letter	The name of the fields firstletter is not in capital letter	Pass
The button colour should change	The button colour is changed	Pass
The page should contains the national symbol, website logo	The page contains the national symbol,logo etc	Pass

[illegible]



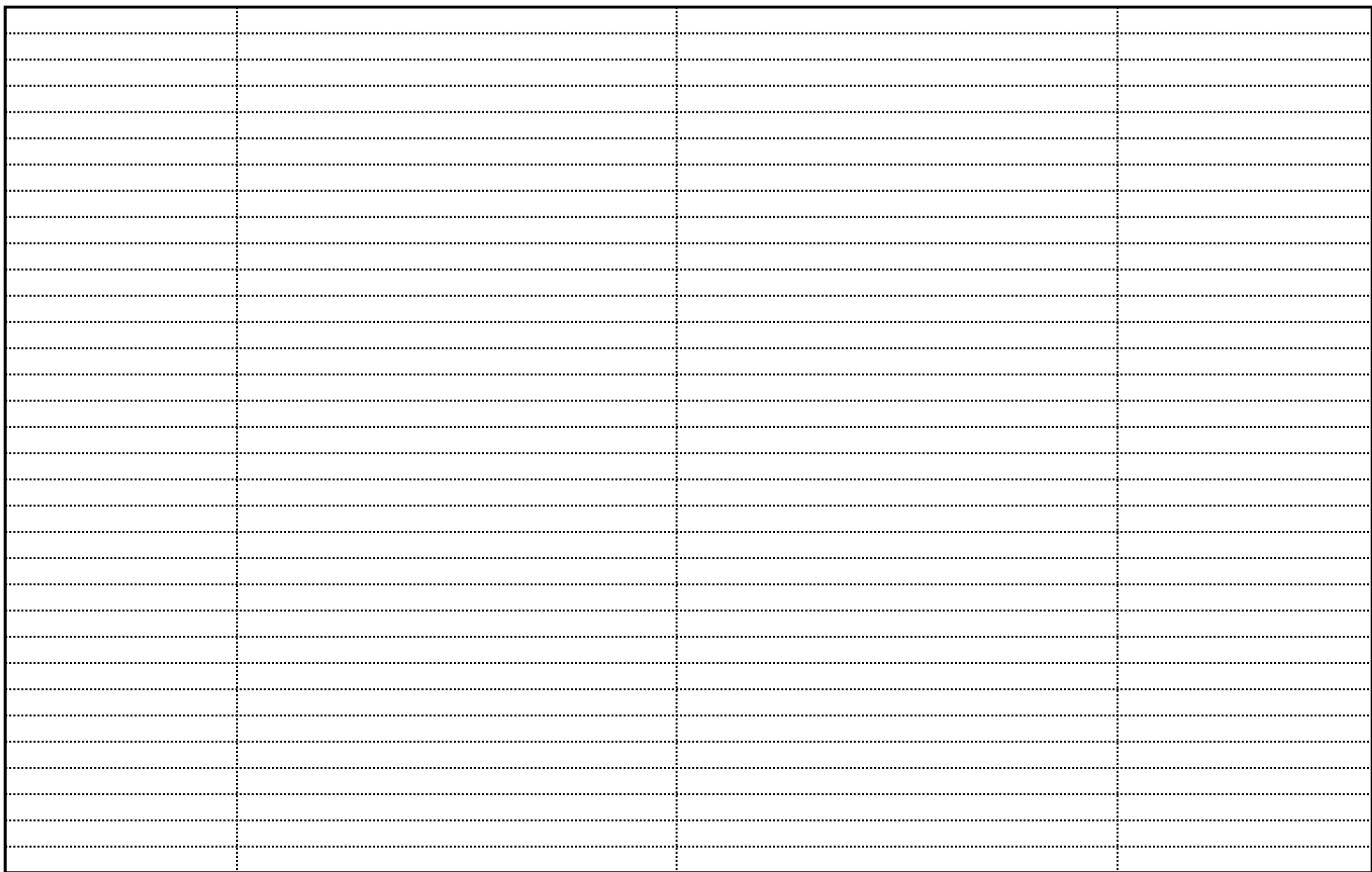


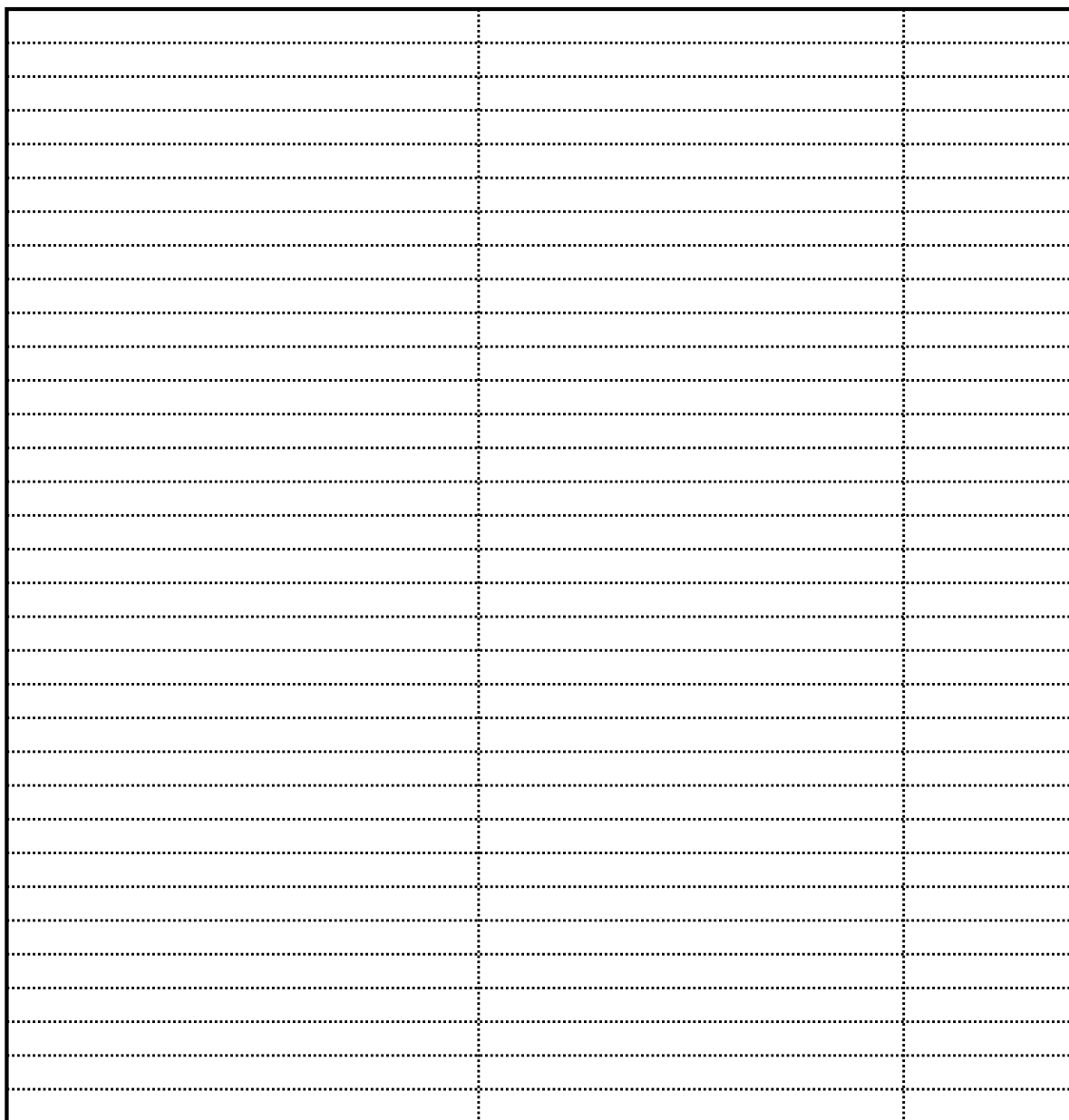












VCS_HE_243		<ul style="list-style-type: none"> 1.open vahan citizen registration page 2.Find hamburger menu in registration page 3.Select the home option from the hamburger on registration page 4. 	
VCS_HE_244		<ul style="list-style-type: none"> 1.open vahan citizen registration page 2.Find hamburger menu in registration page 3.Select the home option from the hamburger on registration page 4. 	
VCS_HE_245		<ul style="list-style-type: none"> 1.open vahan citizen registration page 2.Find hamburger menu in registration page 3.Select the home option from the hamburger on registration page 4. 	
VCS_HE_246		<ul style="list-style-type: none"> 1.open vahan citizen registration page 2.Find hamburger menu in registration page 3.Select the home option from the hamburger on registration page 4. 	
VCS_HE_247		<ul style="list-style-type: none"> 1.open vahan citizen registration page 2.Find hamburger menu in registration page 3.Select the home option from the hamburger on registration page 4. 	

VCS_HE_248		<ol style="list-style-type: none"> 1.open vahan citizen registration page 2.Find hamburger menu in registration page 3.Select the home option from the hamburger on registration page 4. 	
VCS_HE_249		<ol style="list-style-type: none"> 1.open vahan citizen registration page 2.Find hamburger menu in registration page 3.Select the home option from the hamburger on registration page 4. 	
VCS_HE_250		<ol style="list-style-type: none"> 1.open vahan citizen registration page 2.Find hamburger menu in registration page 3.Select the home option from the hamburger on registration page 4. 	
VCS_HE_251		<ol style="list-style-type: none"> 1.open vahan citizen registration page 2.Find hamburger menu in registration page 3.Select the home option from the hamburger on registration page 4. 	
VCS_HE_252		<ol style="list-style-type: none"> 1.open vahan citizen registration page 2.Find hamburger menu in registration page 3.Select the home option from the hamburger on registration page 4. 	

VCS_HE_253		1.open vahan citizen registration page 2.Find hamburger menu in registration page 3.Select the home option from the hamburger on registration page 4.	
VCS_HE_254		1.open vahan citizen registration page 2.Find hamburger menu in registration page 3.Select the home option from the hamburger on registration page 4.	
VCS_HE_255		1.open vahan citizen registration page 2.Find hamburger menu in registration page 3.Select the home option from the hamburger on registration page 4.	
VCS_HE_256		1.open vahan citizen registration page 2.Find hamburger menu in registration page 3.Select the home option from the hamburger on registration page 4.	
VCS_HE_257		1.open vahan citizen registration page 2.Find hamburger menu in registration page 3.Select the home option from the hamburger on registration page 4.	

VCS_HE_258		1.open vahan citizen registration page 2.Find hamburger menu in registration page 3.Select the home option from the hamburger on registration page 4.	
VCS_HE_259		1.open vahan citizen registration page 2.Find hamburger menu in registration page 3.Select the home option from the hamburger on registration page 4.	
VCS_HE_260		1.open vahan citizen registration page 2.Find hamburger menu in registration page 3.Select the home option from the hamburger on registration page 4.	
VCS_HE_261		1.open vahan citizen registration page 2.Find hamburger menu in registration page 3.Select the home option from the hamburger on registration page 4.	
VCS_HE_262		1.open vahan citizen registration page 2.Find hamburger menu in registration page 3.Select the home option from the hamburger on registration page 4.	

VCS_HE_263		1.open vahan citizen registration page 2.Find hamburger menu in registration page 3.Select the home option from the hamburger on registration page 4.	
VCS_HE_264		1.open vahan citizen registration page 2.Find hamburger menu in registration page 3.Select the home option from the hamburger on registration page 4.	
VCS_HE_265		1.open vahan citizen registration page 2.Find hamburger menu in registration page 3.Select the home option from the hamburger on registration page 4.	
VCS_HE_266		1.open vahan citizen registration page 2.Find hamburger menu in registration page 3.Select the home option from the hamburger on registration page 4.	
VCS_HE_267		1.open vahan citizen registration page 2.Find hamburger menu in registration page 3.Select the home option from the hamburger on registration page 4.	

VCS_HE_268		<ol style="list-style-type: none"> 1.open vahan citizen registration page 2.Find hamburger menu in registration page 3.Select the home option from the hamburger on registration page 4. 	
VCS_HE_269		<ol style="list-style-type: none"> 1.open vahan citizen registration page 2.Find hamburger menu in registration page 3.Select the home option from the hamburger on registration page 4. 	
VCS_HE_270		<ol style="list-style-type: none"> 1.open vahan citizen registration page 2.Find hamburger menu in registration page 3.Select the home option from the hamburger on registration page 4. 	
VCS_HE_271		<ol style="list-style-type: none"> 1.open vahan citizen registration page 2.Find hamburger menu in registration page 3.Select the home option from the hamburger on registration page 4. 	
VCS_HE_272		<ol style="list-style-type: none"> 1.open vahan citizen registration page 2.Find hamburger menu in registration page 3.Select the home option from the hamburger on registration page 4. 	

VCS_HE_273		<ul style="list-style-type: none"> 1.open vahan citizen registration page 2.Find hamburger menu in registration page 3.Select the home option from the hamburger on registration page 4. 	
VCS_HE_274		<ul style="list-style-type: none"> 1.open vahan citizen registration page 2.Find hamburger menu in registration page 3.Select the home option from the hamburger on registration page 4. 	
VCS_HE_275		<ul style="list-style-type: none"> 1.open vahan citizen registration page 2.Find hamburger menu in registration page 3.Select the home option from the hamburger on registration page 4. 	
VCS_HE_276		<ul style="list-style-type: none"> 1.open vahan citizen registration page 2.Find hamburger menu in registration page 3.Select the home option from the hamburger on registration page 4. 	
VCS_HE_277		<ul style="list-style-type: none"> 1.open vahan citizen registration page 2.Find hamburger menu in registration page 3.Select the home option from the hamburger on registration page 4. 	

VCS_HE_278		<ol style="list-style-type: none"> 1.open vahan citizen registration page 2.Find hamburger menu in registration page 3.Select the home option from the hamburger on registration page 4. 	
VCS_HE_279		<ol style="list-style-type: none"> 1.open vahan citizen registration page 2.Find hamburger menu in registration page 3.Select the home option from the hamburger on registration page 4. 	
VCS_HE_280		<ol style="list-style-type: none"> 1.open vahan citizen registration page 2.Find hamburger menu in registration page 3.Select the home option from the hamburger on registration page 4. 	
VCS_HE_281		<ol style="list-style-type: none"> 1.open vahan citizen registration page 2.Find hamburger menu in registration page 3.Select the home option from the hamburger on registration page 4. 	
VCS_HE_282		<ol style="list-style-type: none"> 1.open vahan citizen registration page 2.Find hamburger menu in registration page 3.Select the home option from the hamburger on registration page 4. 	

VCS_HE_283		1.open vahan citizen registration page 2.Find hamburger menu in registration page 3.Select the home option from the hamburger on registration page 4.	
VCS_HE_284		1.open vahan citizen registration page 2.Find hamburger menu in registration page 3.Select the home option from the hamburger on registration page 4.	
VCS_HE_285		1.open vahan citizen registration page 2.Find hamburger menu in registration page 3.Select the home option from the hamburger on registration page 4.	
VCS_HE_286		1.open vahan citizen registration page 2.Find hamburger menu in registration page 3.Select the home option from the hamburger on registration page 4.	
VCS_HE_287		1.open vahan citizen registration page 2.Find hamburger menu in registration page 3.Select the home option from the hamburger on registration page 4.	

VCS_HE_288		1.open vahan citizen registration page 2.Find hamburger menu in registration page 3.Select the home option from the hamburger on registration page 4.	
VCS_HE_289		1.open vahan citizen registration page 2.Find hamburger menu in registration page 3.Select the home option from the hamburger on registration page 4.	
VCS_HE_290		1.open vahan citizen registration page 2.Find hamburger menu in registration page 3.Select the home option from the hamburger on registration page 4.	
VCS_HE_291		1.open vahan citizen registration page 2.Find hamburger menu in registration page 3.Select the home option from the hamburger on registration page 4.	
VCS_HE_292		1.open vahan citizen registration page 2.Find hamburger menu in registration page 3.Select the home option from the hamburger on registration page 4.	

VCS_HE_293		1.open vahan citizen registration page 2.Find hamburger menu in registration page 3.Select the home option from the hamburger on registration page 4.	
VCS_HE_294		1.open vahan citizen registration page 2.Find hamburger menu in registration page 3.Select the home option from the hamburger on registration page 4.	
VCS_HE_295		1.open vahan citizen registration page 2.Find hamburger menu in registration page 3.Select the home option from the hamburger on registration page 4.	
VCS_HE_296		1.open vahan citizen registration page 2.Find hamburger menu in registration page 3.Select the home option from the hamburger on registration page 4.	
VCS_HE_297		1.open vahan citizen registration page 2.Find hamburger menu in registration page 3.Select the home option from the hamburger on registration page 4.	

VCS_HE_298		1.open vahan citizen registration page 2.Find hamburger menu in registration page 3.Select the home option from the hamburger on registration page 4.	
VCS_HE_299		1.open vahan citizen registration page 2.Find hamburger menu in registration page 3.Select the home option from the hamburger on registration page 4.	
VCS_HE_300		1.open vahan citizen registration page 2.Find hamburger menu in registration page 3.Select the home option from the hamburger on registration page 4.	
VCS_HE_301		1.open vahan citizen registration page 2.Find hamburger menu in registration page 3.Select the home option from the hamburger on registration page 4.	
VCS_HE_302		1.open vahan citizen registration page 2.Find hamburger menu in registration page 3.Select the home option from the hamburger on registration page 4.	

VCS_HE_303		1.open vahan citizen registration page 2.Find hamburger menu in registration page 3.Select the home option from the hamburger on registration page 4.	
VCS_HE_304		1.open vahan citizen registration page 2.Find hamburger menu in registration page 3.Select the home option from the hamburger on registration page 4.	
VCS_HE_305		1.open vahan citizen registration page 2.Find hamburger menu in registration page 3.Select the home option from the hamburger on registration page 4.	
VCS_HE_306		1.open vahan citizen registration page 2.Find hamburger menu in registration page 3.Select the home option from the hamburger on registration page 4.	
VCS_HE_307		1.open vahan citizen registration page 2.Find hamburger menu in registration page 3.Select the home option from the hamburger on registration page 4.	

VCS_HE_308		1.open vahan citizen registration page 2.Find hamburger menu in registration page 3.Select the home option from the hamburger on registration page 4.	
VCS_HE_309		1.open vahan citizen registration page 2.Find hamburger menu in registration page 3.Select the home option from the hamburger on registration page 4.	
VCS_HE_310		1.open vahan citizen registration page 2.Find hamburger menu in registration page 3.Select the home option from the hamburger on registration page 4.	
VCS_HE_311		1.open vahan citizen registration page 2.Find hamburger menu in registration page 3.Select the home option from the hamburger on registration page 4.	
VCS_HE_312		1.open vahan citizen registration page 2.Find hamburger menu in registration page 3.Select the home option from the hamburger on registration page 4.	

VCS_HE_313		<ol style="list-style-type: none"> 1.open vahan citizen registration page 2.Find hamburger menu in registration page 3.Select the home option from the hamburger on registration page 4. 	
VCS_HE_314		<ol style="list-style-type: none"> 1.open vahan citizen registration page 2.Find hamburger menu in registration page 3.Select the home option from the hamburger on registration page 4. 	
VCS_HE_315		<ol style="list-style-type: none"> 1.open vahan citizen registration page 2.Find hamburger menu in registration page 3.Select the home option from the hamburger on registration page 4. 	
VCS_HE_316		<ol style="list-style-type: none"> 1.open vahan citizen registration page 2.Find hamburger menu in registration page 3.Select the home option from the hamburger on registration page 4. 	
VCS_HE_317		<ol style="list-style-type: none"> 1.open vahan citizen registration page 2.Find hamburger menu in registration page 3.Select the home option from the hamburger on registration page 4. 	

VCS_HE_318		<ol style="list-style-type: none"> 1.open vahan citizen registration page 2.Find hamburger menu in registration page 3.Select the home option from the hamburger on registration page 4. 	
VCS_HE_319		<ol style="list-style-type: none"> 1.open vahan citizen registration page 2.Find hamburger menu in registration page 3.Select the home option from the hamburger on registration page 4. 	
VCS_HE_320		<ol style="list-style-type: none"> 1.open vahan citizen registration page 2.Find hamburger menu in registration page 3.Select the home option from the hamburger on registration page 4. 	
VCS_HE_321		<ol style="list-style-type: none"> 1.open vahan citizen registration page 2.Find hamburger menu in registration page 3.Select the home option from the hamburger on registration page 4. 	
VCS_HE_322		<ol style="list-style-type: none"> 1.open vahan citizen registration page 2.Find hamburger menu in registration page 3.Select the home option from the hamburger on registration page 4. 	

VCS_HE_323		1.open vahan citizen registration page 2.Find hamburger menu in registration page 3.Select the home option from the hamburger on registration page 4.	
VCS_HE_324		1.open vahan citizen registration page 2.Find hamburger menu in registration page 3.Select the home option from the hamburger on registration page 4.	
VCS_HE_325		1.open vahan citizen registration page 2.Find hamburger menu in registration page 3.Select the home option from the hamburger on registration page 4.	
VCS_HE_326		1.open vahan citizen registration page 2.Find hamburger menu in registration page 3.Select the home option from the hamburger on registration page 4.	
VCS_HE_327		1.open vahan citizen registration page 2.Find hamburger menu in registration page 3.Select the home option from the hamburger on registration page 4.	

VCS_HE_328		<ol style="list-style-type: none"> 1.open vahan citizen registration page 2.Find hamburger menu in registration page 3.Select the home option from the hamburger on registration page 4. 	
VCS_HE_329		<ol style="list-style-type: none"> 1.open vahan citizen registration page 2.Find hamburger menu in registration page 3.Select the home option from the hamburger on registration page 4. 	
VCS_HE_330		<ol style="list-style-type: none"> 1.open vahan citizen registration page 2.Find hamburger menu in registration page 3.Select the home option from the hamburger on registration page 4. 	
VCS_HE_331		<ol style="list-style-type: none"> 1.open vahan citizen registration page 2.Find hamburger menu in registration page 3.Select the home option from the hamburger on registration page 4. 	
VCS_HE_332		<ol style="list-style-type: none"> 1.open vahan citizen registration page 2.Find hamburger menu in registration page 3.Select the home option from the hamburger on registration page 4. 	

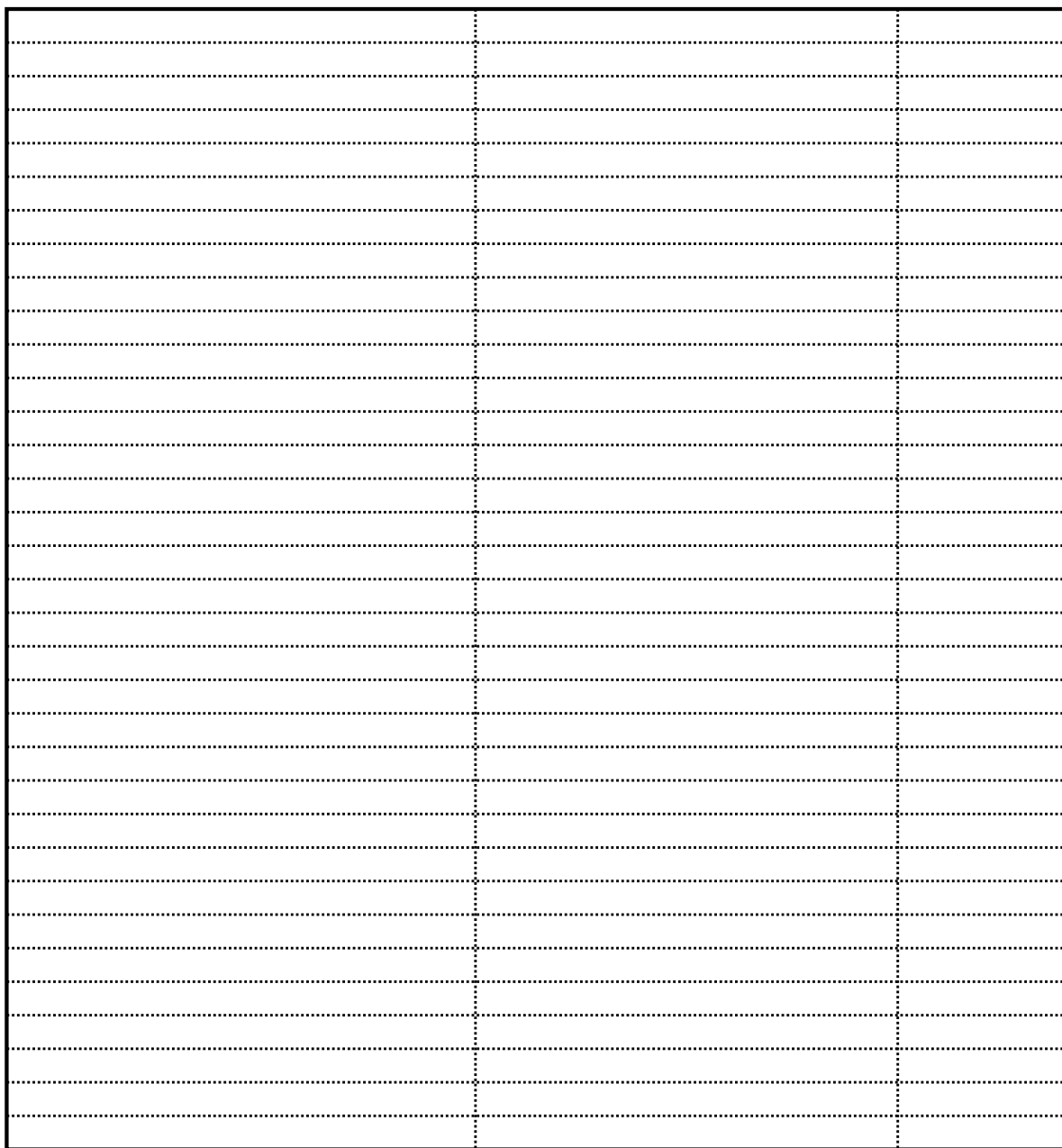
VCS_HE_333		1.open vahan citizen registration page 2.Find hamburger menu in registration page 3.Select the home option from the hamburger on registration page 4.	
VCS_HE_334		1.open vahan citizen registration page 2.Find hamburger menu in registration page 3.Select the home option from the hamburger on registration page 4.	
VCS_HE_335		1.open vahan citizen registration page 2.Find hamburger menu in registration page 3.Select the home option from the hamburger on registration page 4.	
VCS_HE_336		1.open vahan citizen registration page 2.Find hamburger menu in registration page 3.Select the home option from the hamburger on registration page 4.	
VCS_HE_337			
VCS_HE_338			
VCS_HE_339			
VCS_HE_340			
VCS_HE_341			
VCS_HE_342			
VCS_HE_343			
VCS_HE_344			
VCS_HE_345			
VCS_HE_346			

This is a full-page image of a blank sheet of graph paper. The page features a uniform grid of small squares created by thin, black dotted lines. There are 20 vertical columns and 20 horizontal rows. A solid black border runs along the top, bottom, and left edges of the page, while the right edge is open. The background is white, and the overall appearance is clean and unused.

VCS_HE_347			
VCS_HE_348			
VCS_HE_349			
VCS_HE_350			
VCS_HE_351			
VCS_HE_352			
VCS_HE_353			
VCS_HE_354			
VCS_HE_355			
VCS_HE_356			
VCS_HE_357			
VCS_HE_358			
VCS_HE_359			
VCS_HE_360			
VCS_HE_361			
VCS_HE_362			
VCS_HE_363			
VCS_HE_364			
VCS_HE_365			
VCS_HE_366			
VCS_HE_367			
VCS_HE_368			
VCS_HE_369			
VCS_HE_370			
VCS_HE_371			
VCS_HE_372			
VCS_HE_373			
VCS_HE_374			
VCS_HE_375			
VCS_HE_376			
VCS_HE_377			
VCS_HE_378			
VCS_HE_379			
VCS_HE_380			



VCS_HE_381			
VCS_HE_382			
VCS_HE_383			
VCS_HE_384			
VCS_HE_385			
VCS_HE_386			
VCS_HE_387			
VCS_HE_388			
VCS_HE_389			
VCS_HE_390			
VCS_HE_391			
VCS_HE_392			
VCS_HE_393			
VCS_HE_394			
VCS_HE_395			
VCS_HE_396			
VCS_HE_397			
VCS_HE_398			
VCS_HE_399			
VCS_HE_400			
VCS_HE_401			
VCS_HE_402			
VCS_HE_403			
VCS_HE_404			
VCS_HE_405			
VCS_HE_406			
VCS_HE_407			
VCS_HE_408			
VCS_HE_409			
VCS_HE_410			
VCS_HE_411			
VCS_HE_412			
VCS_HE_413			
VCS_HE_414			



VCS_HE_415			
VCS_HE_416			
VCS_HE_417			
VCS_HE_418			
VCS_HE_419			
VCS_HE_420			
VCS_HE_421			

VAHAN CITIZEN SERVICES

VERSION NO:
TESTED BY: GAYATHRI G

Test Id	Test description	Test Procedure	Test Data SERVICES
VCS_SS_01	Check whether the services button is present at the hamburger menu present at the registration page	<ol style="list-style-type: none"> 1.Open vahan citizen service registration page 2.Click the hamburger menu present at the registartion page 3.look for the service page 	
VCS_SS_02	Check the sensitivity of the services buttton	<ol style="list-style-type: none"> 1.Open vahan citizen service registration page 2.Click the services button in hamburger menu at the registartion page 	
VCS_SS_03	Check there is five drop down buttons in the services drop down button	Look for the five drop down button	
VCS_SS_04	Verify that RC related services drop down is present	<ol style="list-style-type: none"> 1.Open vahan citizen service registration page 2.Click the services button in hamburger menu at the registartion page 3.Look for the buttons 	

VERIFIED BY:RUGMA DATE:		
Expected Result	Actual Result	Status
The service button should be present	The service button is present	pass
The service menu should be clickable	The service menu is clickable	pass
		pass
Five drop down buttons should present	The five drop down buttons are present	pass

VCS_SS_05	Verify that vehicle related services drop down is present	<ol style="list-style-type: none"> 1.Open vahan citizen service registration page 2.Click the services button in hamburger menu at the registartion page 3.Look for the vehicle related drop down 	
VCS_SS_06	Verify that apply for certificate services drop down is present	<ol style="list-style-type: none"> 1.Open vahan citizen service registration page 2.Click the services button in hamburger menu at the registartion page 3.Look for the apply for certificate services drop down list 	
VCS_SS_07	Verify that additional services drop down is present	<ol style="list-style-type: none"> 1.Open vahan citizen service registration page 2.Click the services button in hamburger menu at the registartion page 3.Look for the additional services dropdown list 	
VCS_SS_08	Check the sensitivity of the tax/fee services drop down	<ol style="list-style-type: none"> 1.Open vahan citizen service registration page 2.Click the services button in hamburger menu at the registartion page 3.Click the tax/fee services button 	

The field should be present	The field is present	pass
The apply for certificate field should be [ppresent	The apply for certificate field is present	pass
The field shold be present	The field is present	pass
The drop down should shows the option	Dropdown list button fails to display options	Fail

VCS_SS_09	Check the sensitivity of the rc related services drop down	<ol style="list-style-type: none"> 1.Open vahan citizen service registration page 2.Click the services button in hamburger menu at the registartion page 3.Click the rc related services burttion
VCS_SS_10	Check the sensitivity of the vehicle related services drop down	<ol style="list-style-type: none"> 1.Open vahan citizen service registration page 2.Click the services button in hamburger menu at the registartion page 3.Click the vehicle related services button
VCS_SS_11	Check the sensitivity of the apply for certificates services drop down	<ol style="list-style-type: none"> 1.Open vahan citizen service registration page 2.Click the services button in hamburger menu at the registartion page 3.Click the apply for certificates button
VCS_SS_12	Check the sensitivity of the additional services drop down	<ol style="list-style-type: none"> 1.Open vahan citizen service registration page 2.Click the services button in hamburger menu at the registartion page 3.Click the additoonal services drop down

The drop down should shows the option	Dropdown list button fails to display options	Fail
The drop down should shows the option	Dropdown list button fails to display options	Fail
The drop down should shows the option	Dropdown list button fails to display options	Fail
The drop down should shows the option	The drop down shows the options	pass

VCS_SS_13	Check whether upon clicking additional services know your vehicle details,add nominee details and dealer authorization 901€ buttons are present	<ol style="list-style-type: none"> 1.Open vahan citizen service registration page 2.Click the services button in hamburger menu at the registartion page 3.Look for the options 	
VCS_SS_14	Check the responsiveness of know your vehicle details button	<ol style="list-style-type: none"> 1.Open vahan citizen service registration page 2.Click the services button in hamburger menu at the registartion page 3.Click the additional services 4.click the know your vehicle details 	
VCS_SS_15	Check the add nominee details button's responsiveness	<ol style="list-style-type: none"> 1.Open vahan citizen service registration page 2.Click the services button in hamburger menu at the registartion page 3.Click the additional services 4.click the add nomine details 	
VCS_SS_16	Check the dealer authorization 901€ drop down lists responsiveness	<ol style="list-style-type: none"> 1.Open vahan citizen service registration page 2.Click the services button in hamburger menu at the registartion page 3. 	

The ooptions should be showed	The options are showed	pass
The user should be able to navigate to the know your vehicle details	The user is able to navigate	pass
The user should be able to navigate to the nominee details page details	The user is able to navigate	pass
The drop down should functions well	The drop down functions well	pass

VCS_SS_17	Verify that two buttons authorization of registered vehicle and authorizations cancellation of registered vehicle are present	<ol style="list-style-type: none"> 1.Open vahan citizen service registration page 2.Click the services button in hamburger menu at the registartion page 3. 	
VCS_SS_18	Verify that the new page contains reg no. field	<ol style="list-style-type: none"> 1.Open vahan citizen service registration page 2.Click the services button in hamburger menu at the registartion page 3.Click the Additional services 4.Click the know your vehicle details 5.look for the field 	
VCS_SS_19	Verify that the new page contains chassis no field	<ol style="list-style-type: none"> 1.Open vahan citizen service registration page 2.Click the services button in hamburger menu at the registartion page 3.Click the Additional services 4.Click the know your vehicle details 5.look for the field 	
VCS_SS_20	Verify that the new page contains engine number field	<ol style="list-style-type: none"> 1.Open vahan citizen service registration page 2.Click the services button in hamburger menu at the registartion page 3.Click the Additional services 4.Click the know your vehicle details 5.look for the field 	

The two buttons should present	The twooo buttons are present	pass
The registration number field should be present	The field is present	pass
The chassis number field should be present	The field is present	pass
The engine number field should be present	The field is present	pass

		<ol style="list-style-type: none"> 1.Open vahan citizen service registration page 2.Click the services button in hamburger menu at the registartion page 3.Click the Additional services 4.Click the know your vehicle details 5.look for the captcha field 	
VCS_SS_21	Verify that the new page contains captcha field		
		<ol style="list-style-type: none"> 1.Open vahan citizen service registration page 2.Click the services button in hamburger menu at the registartion page 3.Click the Additional services 4.Click the know your vehicle details 5.Enter details in all the fields 	
VCS_SS_22	Check whether all input fields are writable(Disabled or not)		
		<ol style="list-style-type: none"> 1.Open vahan citizen service registration page 2.Click the services button in hamburger menu at the registartion page 3.Click the Additional services 4.Click the know your vehicle details 5.look for the symbol and logo 	
VCS_SS_23	Check whether the page contains national symbol, website logo,		

The captcha field should be present	The captcha field is present	pass
All inputs should be writable	All inputs are writable	pass
The page should contains symbol and logo	The page contains symbol and logo	pass

		<ol style="list-style-type: none"> 1.Open vahan citizen service registration page 2.Click the services button in hamburger menu at the registartion page 3.Click the Additional services 4.Click the know your vehicle details 5.look for the fields 	
VCS_SS_24	Check whether all fields are present		
		<ol style="list-style-type: none"> 1.Open vahan citizen service registration page 2.Click the services button in hamburger menu at the registartion page 3.Click the Additional services 4.Click the know your vehicle details 5.Verify the fields 	
VCS_SS_25	Check whether name of all field's first letter is capital or not.		
		<ol style="list-style-type: none"> 1.Open vahan citizen service registration page 2.Click the services button in hamburger menu at the registartion page 3.Click the Additional services 4.Click the know your vehicle details 5.Place mouse hover over the button 	
VCS_SS_26	Check whether the button color gets changed on mouse hover		
		<ol style="list-style-type: none"> 1.Open vahan citizen service registration page 2.Click the services button in hamburger menu at the registartion page 3. 	
VCS_SS_27	Check whether upon entering all fields the user is able to verify details		

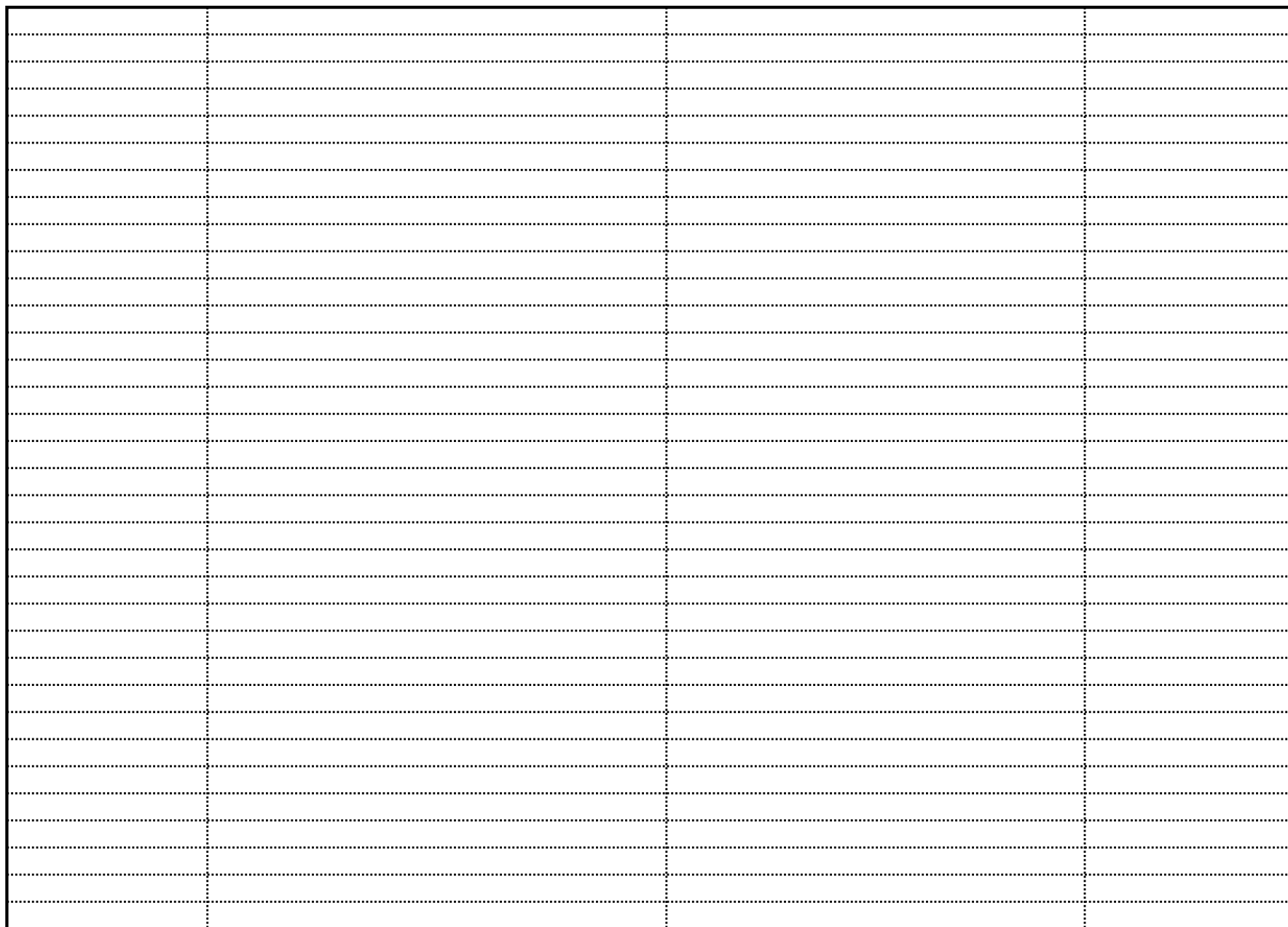
All fields should be present	All fields are present	pass
All fields should be case sensitive	All fields are case sensitive	pass
The button colour should change	The button colour is changed	pass
The user should be able to verify the details	The user is able to verify the details	pass

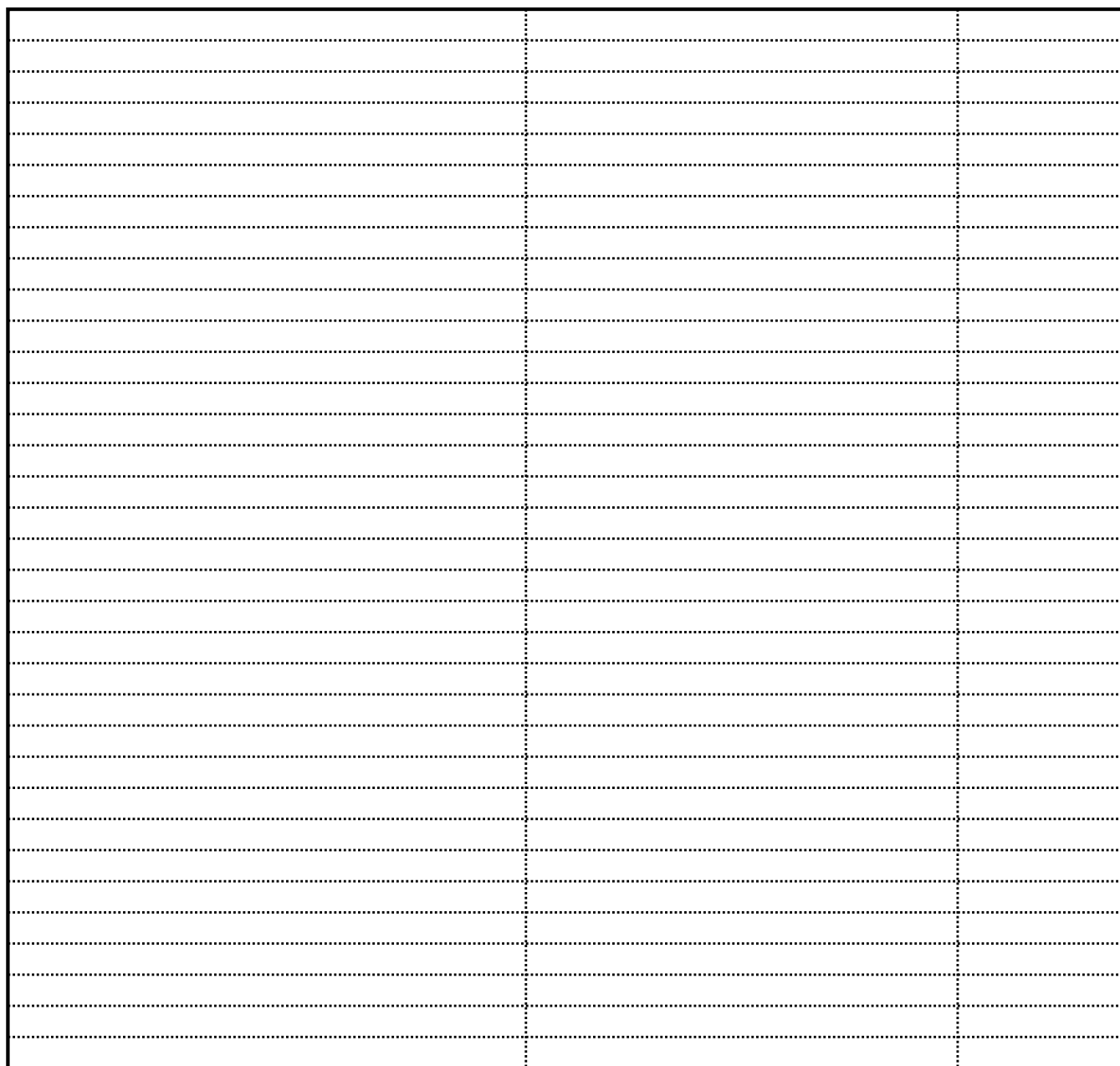
		<ol style="list-style-type: none"> 1.Open vahan citizen service registration page 2.Click the services button in hamburger menu at the registartion page 3. 	
VCS_SS_28	Check the sensitivity of the verify details button		
		<ol style="list-style-type: none"> 1.Open vahan citizen service registration page 2.Click the services button in hamburger menu at the registartion page 3. 	
VCS_SS_29	Check the dimension of the all fields		
		<ol style="list-style-type: none"> 1.Open vahan citizen service registration page 2.Click the services button in hamburger menu at the registartion page 3. 	
VCS_SS_30	Check all mandatory fields have asterisks symbol		
		<ol style="list-style-type: none"> 1.Open vahan citizen service registration page 2.Click the services button in hamburger menu at the registartion page 3. 	
VCS_SS_31	Check whether new captcha is loaded upon refreshing		

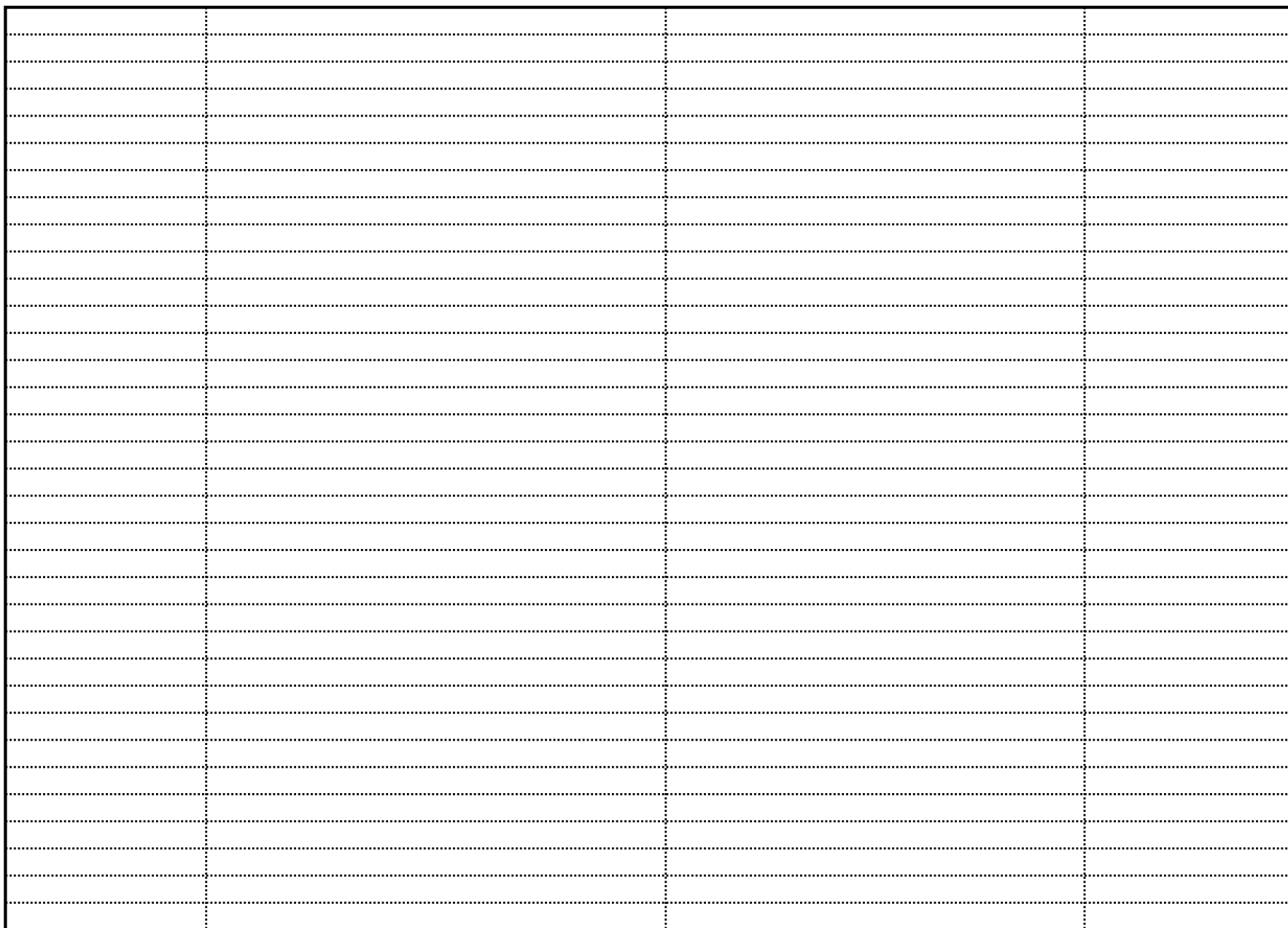
The verify details button should be responsive	The verify details button is responsive	pass
The dimension should be fine	The dimension is fine	pass
All mandatory fields should have asterisks symbol	All mandatory fields have asterisks symbol	pass
The new captcha should be loaded	The new captcha is loaded	pass

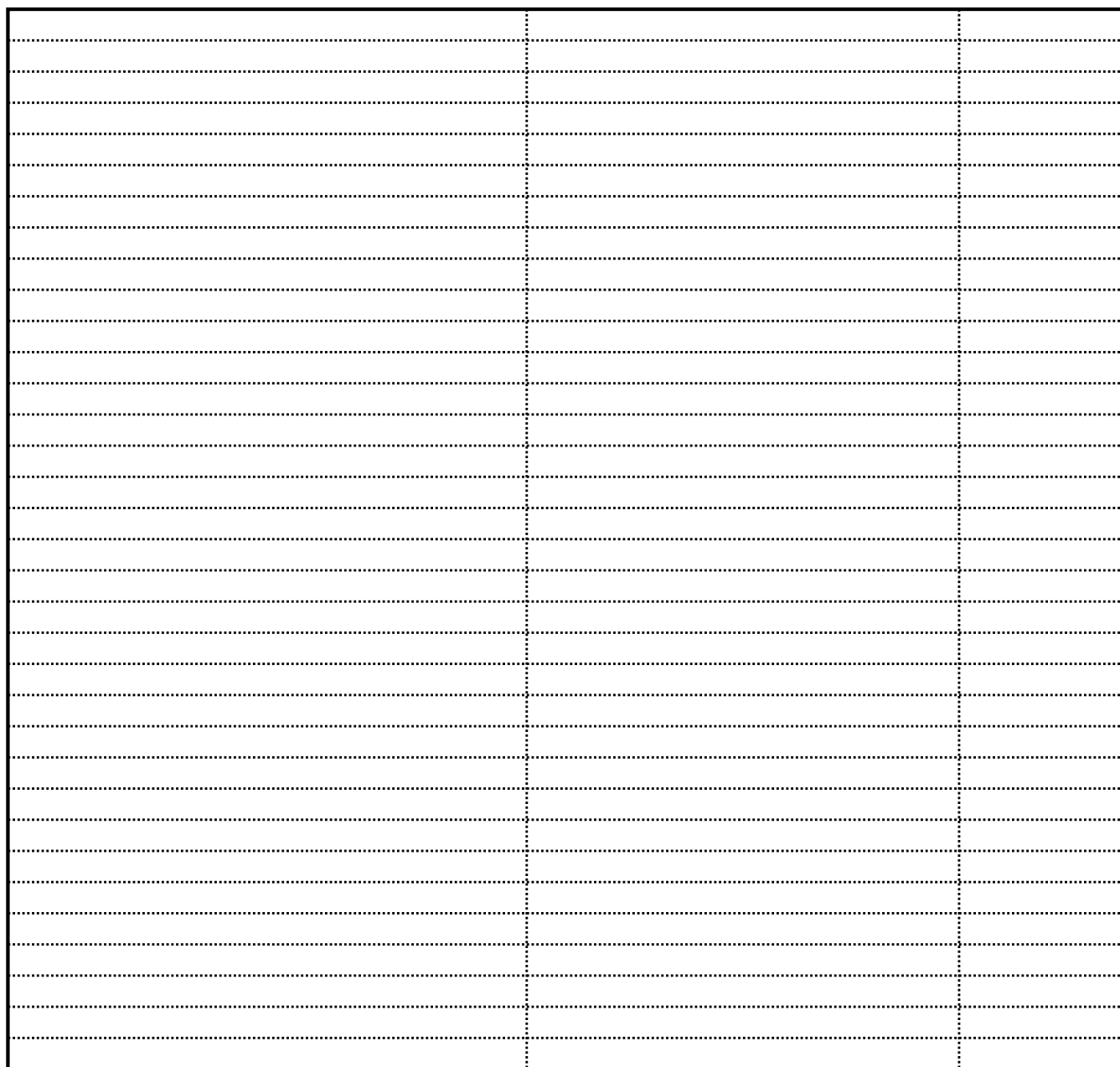
VCS_SS_32	Check whether upon clicking home button navigates to home page	<ol style="list-style-type: none"> 1.Open vahan citizen service registration page 2.Click the services button in hamburger menu at the registartion page 3. 	
VCS_SS_33	Check the overall alignment of the page	<ol style="list-style-type: none"> 1.Open vahan citizen service registration page 2.Click the services button in hamburger menu at the registartion page 3. 	
VCS_SS_34	Check the sensitivity of the registration number field by leaving the field empty	<ol style="list-style-type: none"> 1.Open vahan citizen service registration page 2.Click the services button in hamburger menu at the registartion page 3.Click the services button 4.Click the know your details button 5.Enter all the inputs and leave the registration number 	
VCS_SS_35	Check the sensitivity of the Chassis number field by leaving the field empty	<ol style="list-style-type: none"> 1.Open vahan citizen service registration page 2.Click the services button in hamburger menu at the registartion page 3.Click the services button 4.Click the know your details button 5.Enter all the inputs and leave the chassis number 	

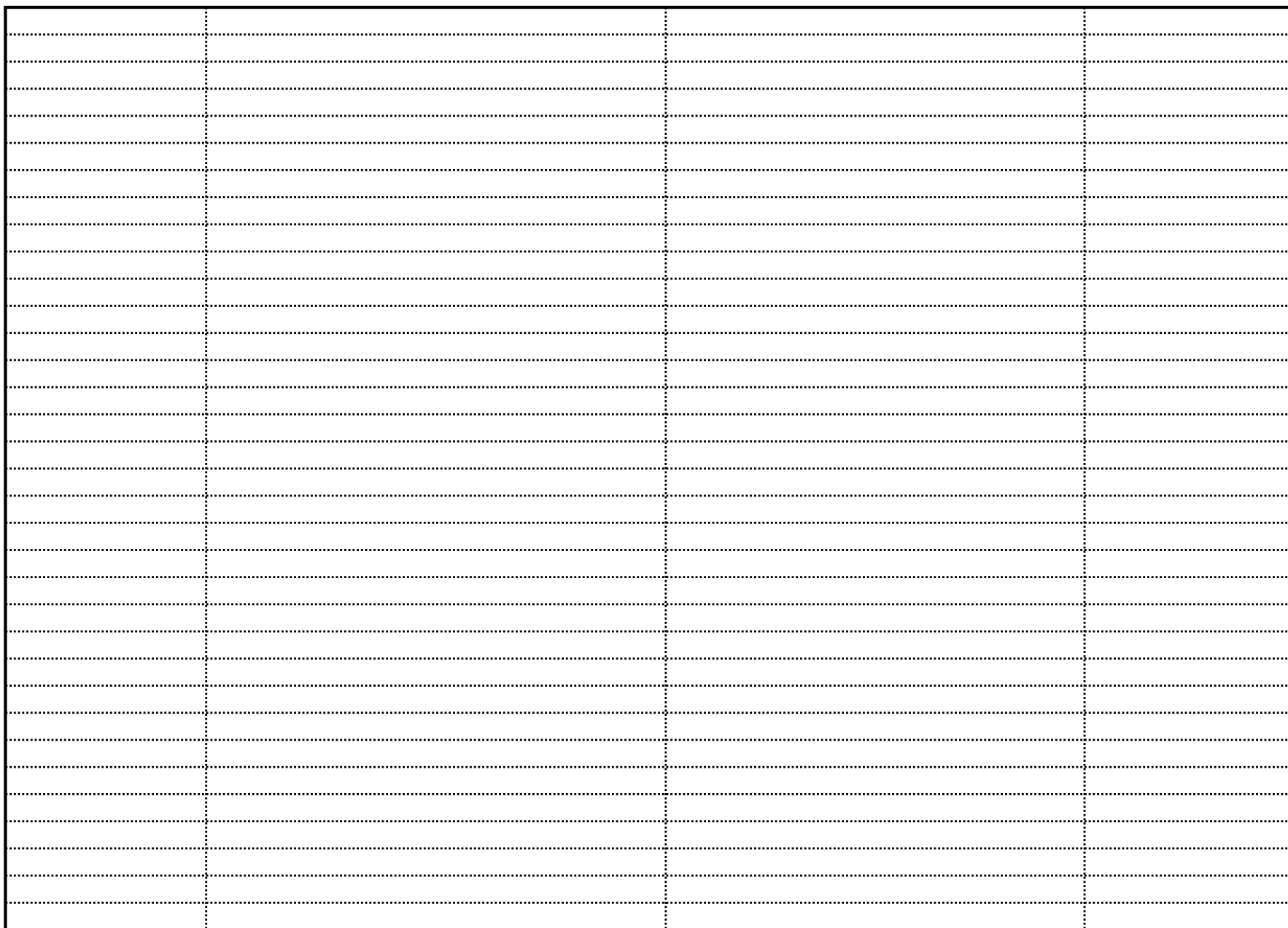
The user should be able to navigate to the home page	The user is be able to navigate to the home page	pass
The overall alignment should be fine	The overall alignment is fine	pass
Error message should be showed	Error message is showed	pass
Error message should be showed	Error message is showed	pass

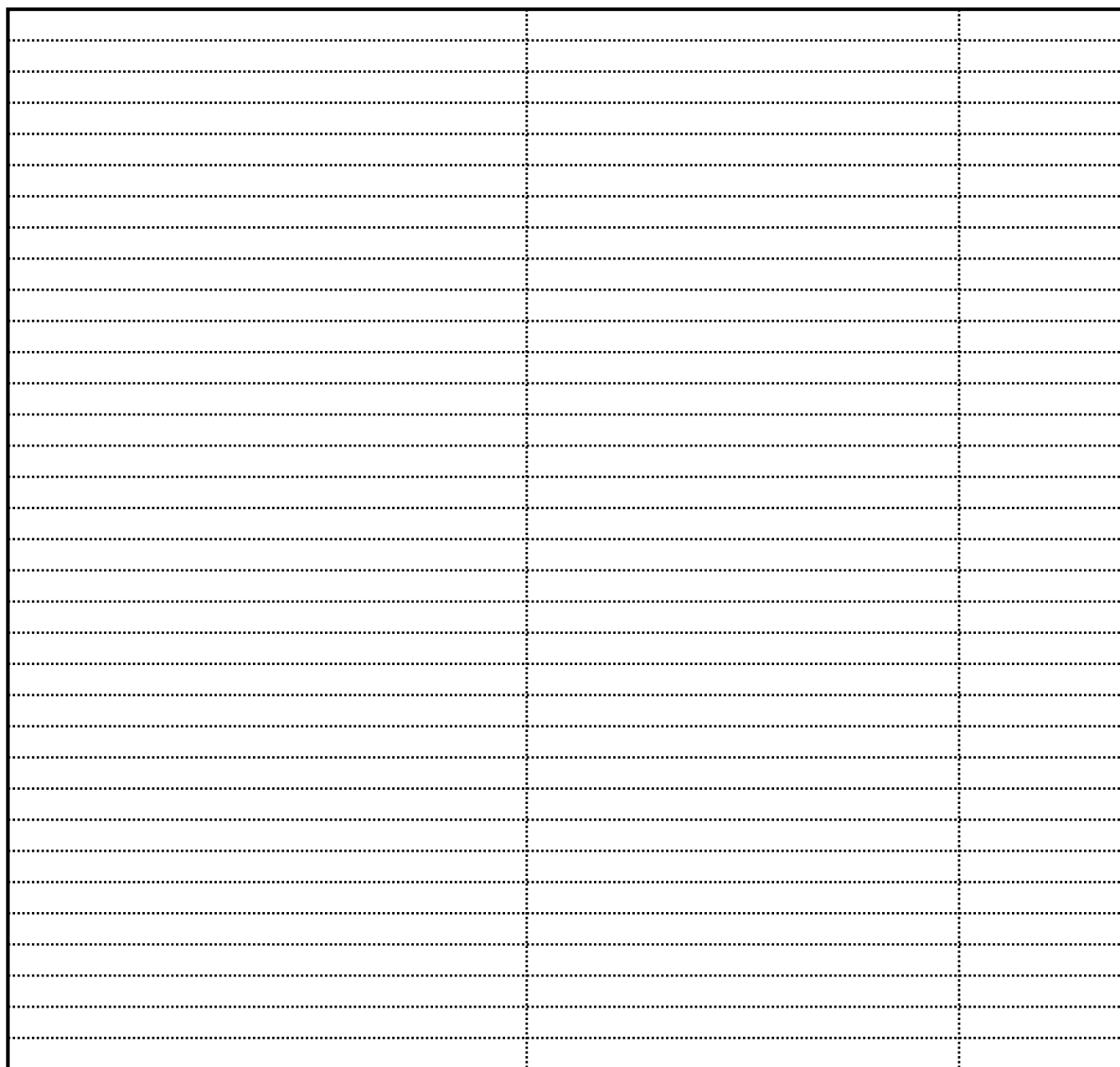


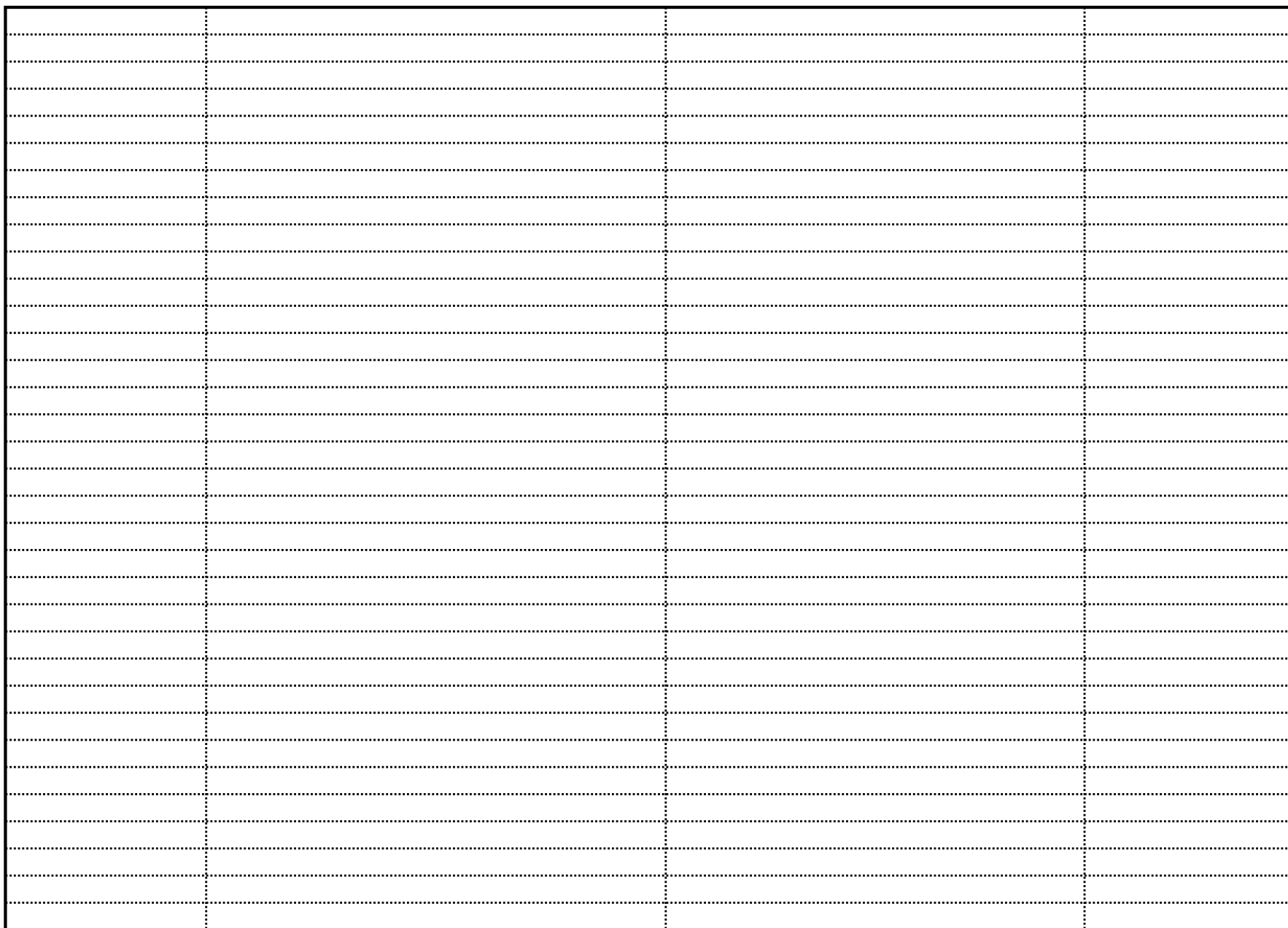


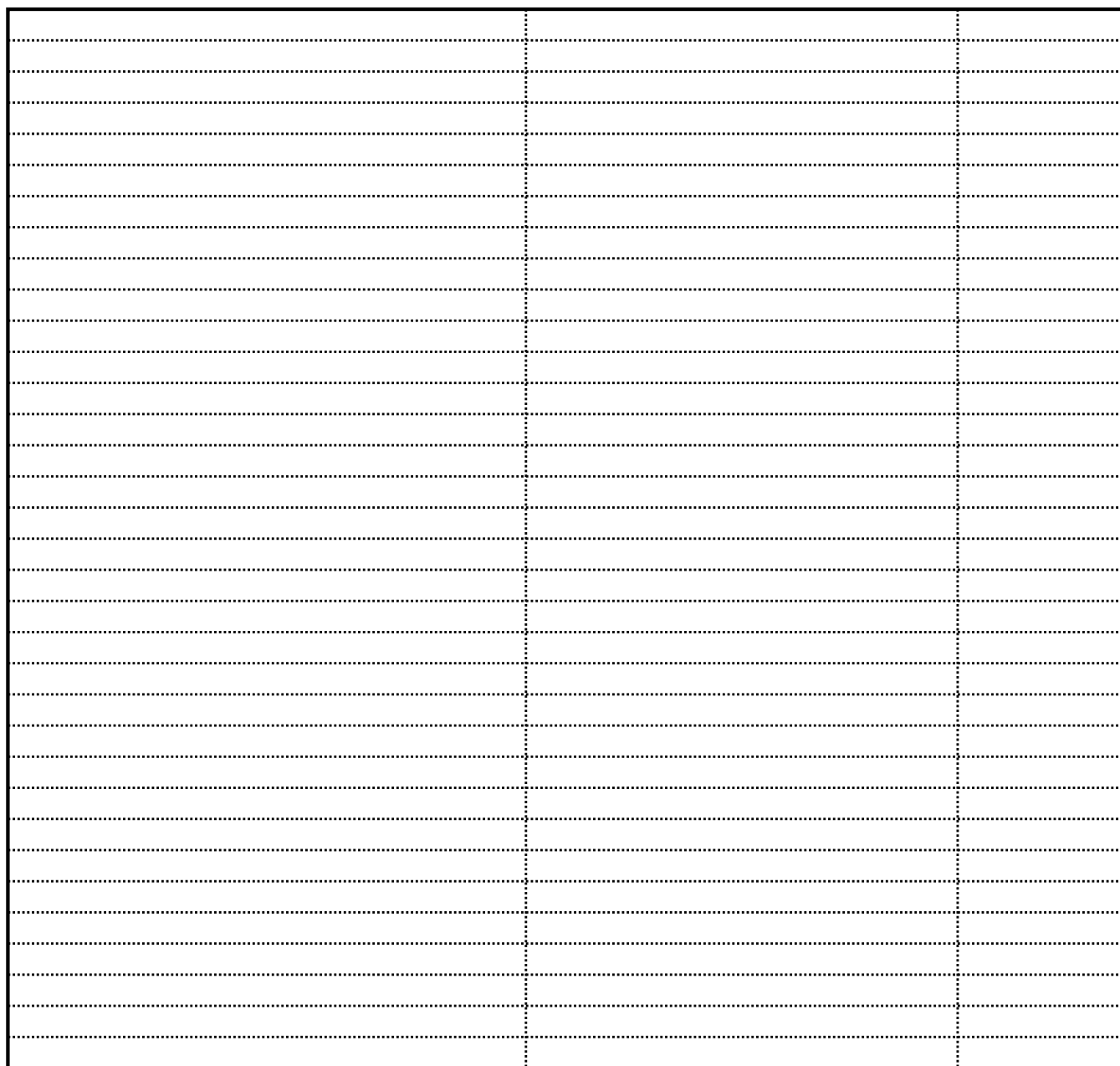


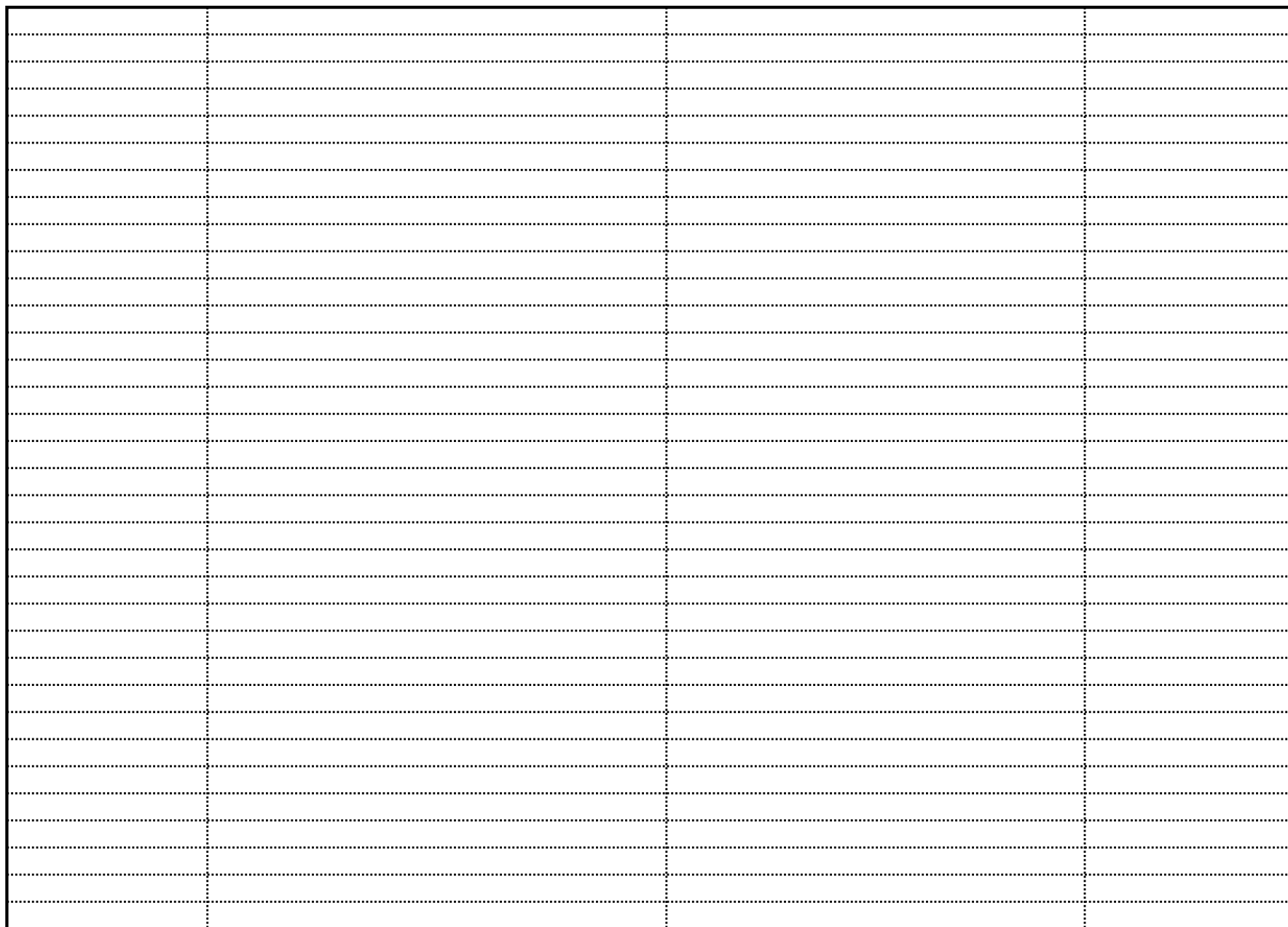


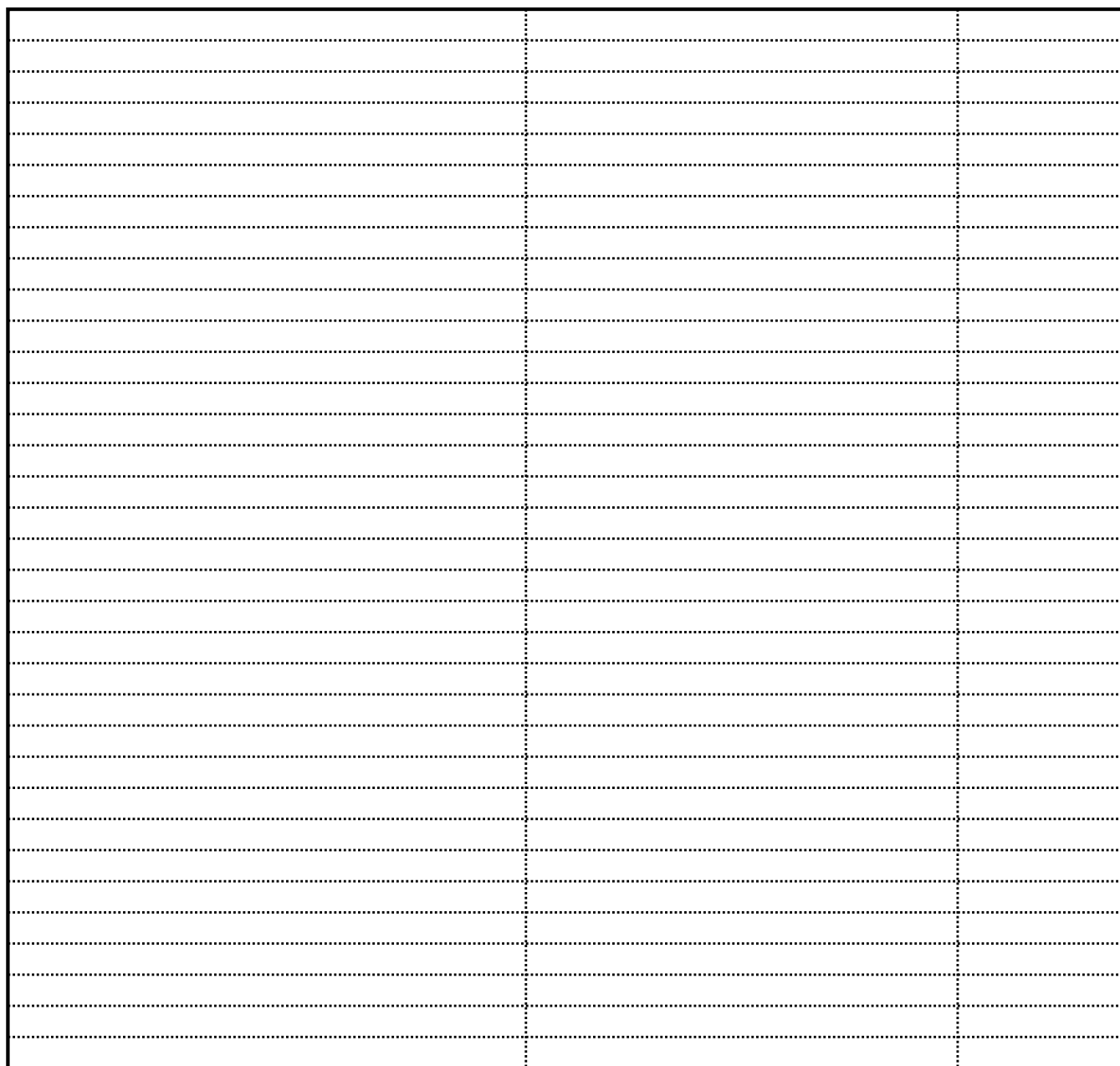


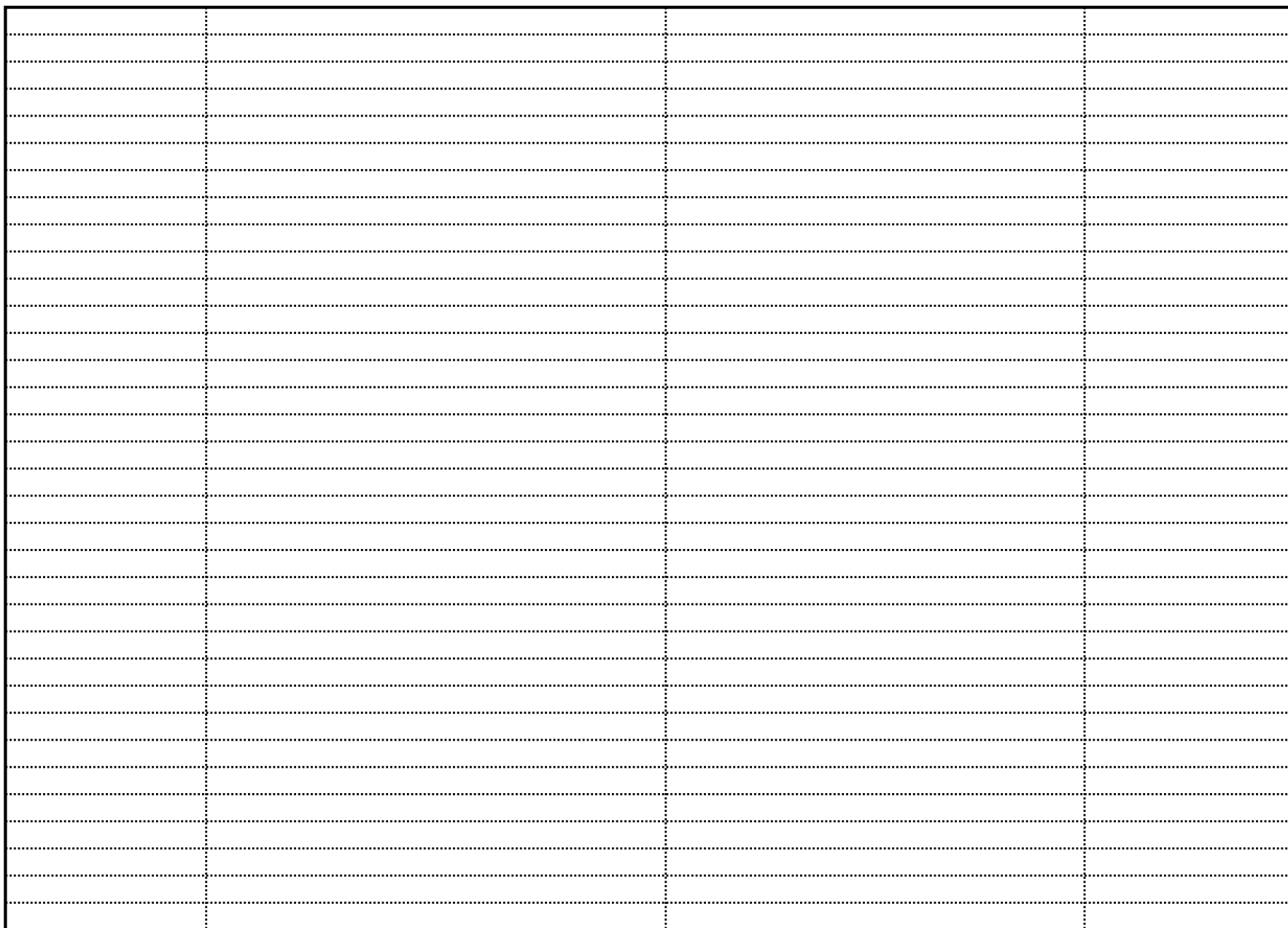


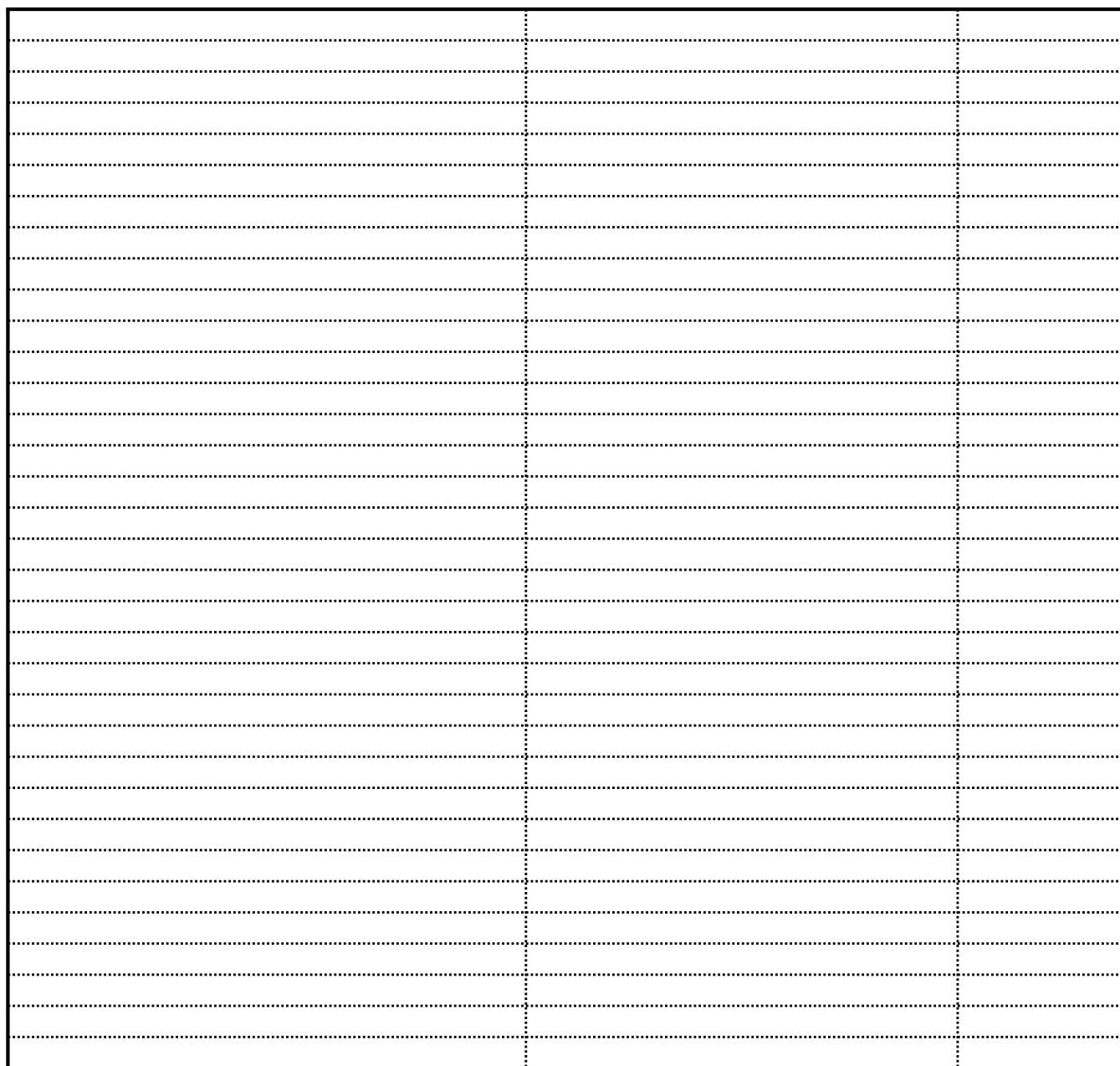


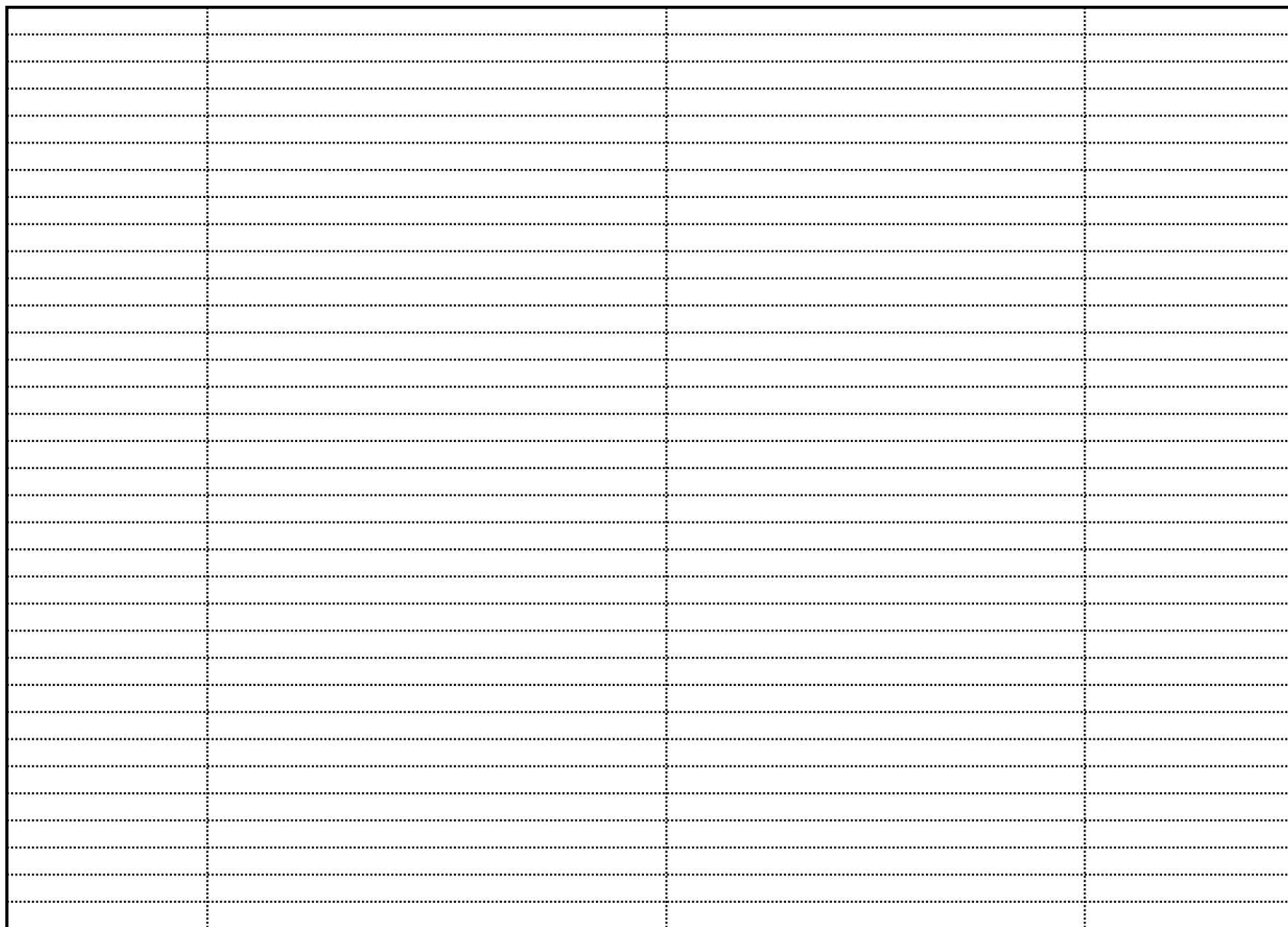


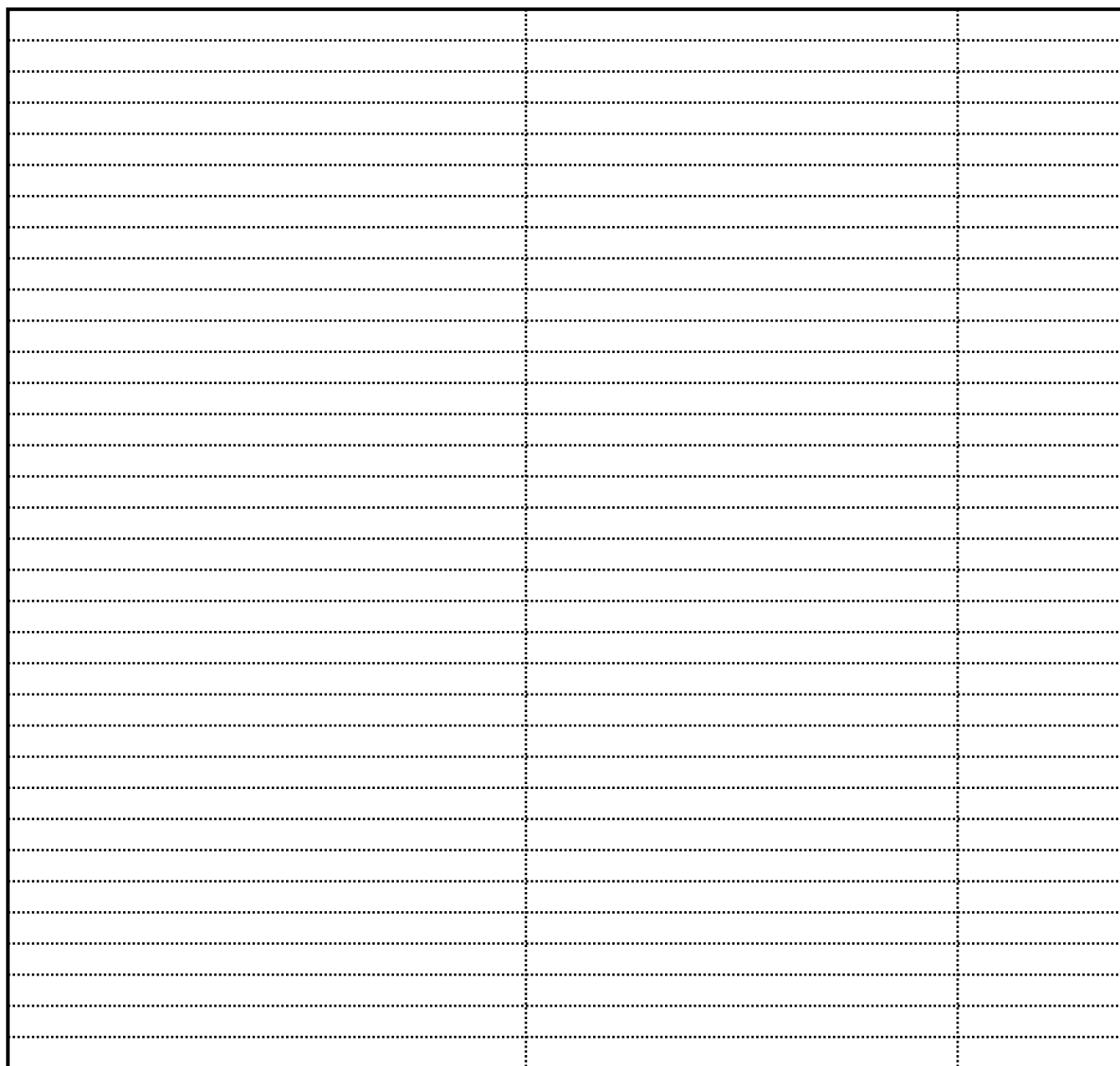












VCS_SS_296			
VCS_SS_297			
VCS_SS_298			
VCS_SS_299			
VCS_SS_300			
VCS_SS_301			

VERSION NO:
TESTED BY:GAYATHRI G

Test ID	Test Description	Test Procedure	Test Data
			OTHER SERVICES
VCS_OS_01	Check whether other services from the hamburger menu of registration page is clickable or not	1.Open Vahan citizen service page 2.click other services present in the hamburger of the menu in registration page	
VCS_OS_02	Check whether online trade certificate button is present in the other services drop down list	1.Open Vahan citizen service page 2.click other services present in the hamburger of the menu in registration page 3.Look for the button	
VCS_OS_03	Check whether the trade certificate button is clickable	1.Open Vahan citizen service page 2.click other services present in the hamburger of the menu in registration page 3.Click the button	
VCS_OS_04	Check whether clicking the online trade certificate button will navigate to trade certificate page	1.Open Vahan citizen service page 2.click other services present in the hamburger of the menu in registration page 3.Click the button 4.Look for the page	
VCS_OS_05	Check whether the page contains the logo and the title ministry of road transport and highways	1.Open Vahan citizen service page 2.click other services present in the hamburger of the menu in registration page 3.Click the button 4.Click the page contains logo	

VERIFIED BY:RUGMA DATE:		
Expected Result	Actual Result	Status
The button should be clickable	The button is clickable	pass
The button should be present	The button is present	pass
The trade certificate button should be clickable	The trade certificate button is clickable	pass
The user should be able to navigate to trade certificate page	The user is able to navigate to the trade certificate page	pass
The page must contains the logo and the title ministry of road transport and highways	The page contains the logo and the title ministry of road transport and highways	pass

VCS_OS_06	Check whether the page contains the about trade certificate guidelines	<ol style="list-style-type: none"> 1.Open vahan citizen service page 2.click other services present in the hamburger of the menu in registration page 3.Click the button 4.Click the page contains trade certificates guidelines 5.Verify the gudelines 	
VCS_OS_07	Check whether the page contains the guidelines for availing GSR 703€ Facilities link	<ol style="list-style-type: none"> 1.Open vahan citizen service page 2.click other services present in the hamburger of the menu in registration page 3.Click the button 4.Click the page contains trade certificates guidelines 5.Verify the gudelines 	
VCS_OS_08	Check whether the page contains frequently asked questions link	<ol style="list-style-type: none"> 1.Open vahan citizen service page 2.click other services present in the hamburger of the menu in registration page 3.Click the button 4.Click the page contains trade certificates guidelines 5.Verify the FAQ 	
VCS_OS_09	Check whether the page contains apply for trade certificate, both new applicant and existing applicant	<ol style="list-style-type: none"> 1.Open vahan citizen service page 2.click other services present in the hamburger of the menu in registration page 3.Click the button 4.Click the page contains trade certificates guidelines 5.Look for the certificate 	

The page should contains the about trade certificates guidelines	The page contains the logo and the title ministry of road transport and highways	pass
The page should contains the guidelines for availing GSR 703E Facilities link	The page contains the guidelines for availing GSR703E facilities link	pass
The page should contains the frequently asked questions link	The page contains the frequently asked questions link	pass
The page should contain the apply for trade certificate, both new applicant and existing applicant	The page contains the apply for trade certificate, both new applicant and existing applicant	pass

VCS_OS_10	Check whether the new applicant button is clickable or not	<ol style="list-style-type: none"> 1.Open vahan citizen service page 2.click other services present in the hamburger of the menu in registration page 3.Click the button 4.Click the page contains trade certificates guidelines 5.Click the button 	
VCS_OS_11	Check whether the existing applicant button is clickable or not	<ol style="list-style-type: none"> 1.Open vahan citizen service page 2.click other services present in the hamburger of the menu in registration page 3.Click the button 4.Click the page contains trade certificates guidelines 5.Click the button 	
VCS_OS_12	Check whether the guidelines for availing GSR 703€ Facilities link can download the guidelines	<ol style="list-style-type: none"> 1.Open vahan citizen service page 2.click other services present in the hamburger of the menu in registration page 3.Click the button 4.Click the page contains trade certificates guidelines 5.Download the guidelines 	
VCS_OS_13	Check whether the frequently asked questions link can download the pdf	<ol style="list-style-type: none"> 1.Open vahan citizen service page 2.click other services present in the hamburger of the menu in registration page 3.Click the button 4.Click the page contains trade certificates guidelines 5.Download the FAQ 	

The new applicant button should be clickable	The new applicant button is clickable	pass
The existing applicant button should be clickable	The existing applicant button is be clickable	pass
The gudelines for availing GSR 703 facilities link should download the guidlines	The gudelines for availing GSR 703 facilities link can download the guidlines	pass
The faq links should download the pdf	The faq link can download the pdf	pass

VCS_OS_14	Check whether the guidelines downloaded is readable	<ol style="list-style-type: none"> 1.Open vahan citizen service page 2.click other services present in the hamburger of the menu in registration page 3.Click the button 4.Click the page contains trade certificates guidelines 5.Download the guidelines 6.Open the downloaded guidelines 	
VCS_OS_15	Check whether the guidelines downloaded pdf bond size, alignment, colour code is fine	<ol style="list-style-type: none"> 1.Open vahan citizen service page 2.click other services present in the hamburger of the menu in registration page 3.Click the button 4.Click the page contains trade certificates guidelines 5.Download the guidelines 6.Open the downloaded guidelines 7.Verify the colour code,alignment etc 	
VCS_OS_16	Check whether the FAQ downloaded pdf bond size, alignment, colour code is fine	<ol style="list-style-type: none"> 1.Open vahan citizen service page 2.click other services present in the hamburger of the menu in registration page 3.Click the button 4.Click the page contains trade certificates guidelines 5.Download the FAQ 6.Open the downloaded guidelines 7.Verify the colour code,alignment etc 	
VCS_OS_17	Check whether the user is able to navigate to the new applicant page for applying	<ol style="list-style-type: none"> 1.Open Vahan citizen service page 2.click other services present in the hamburger of the menu in registration page 3.Click the newapplicant page 	

The guidelines downloaded should be readable	The guidelines downloaded can be readable	pass
The bond size,alignment,colour code should be fine	The bons size,alignment,colour is fine	pass
Check whethe the FAQ downloaded pdf,bond size,alignment and colour code should be fine	Check whethe the FAQ downloaded pdf,bond size,alignment and colour code is fine	pass
The user should be able to navigate to the newa pplicant page for applyinf	The user is be able to navigate to the newa pplicant page for applyinf	pass

VCS_OS_18	Check the trade certificate page has national symbol at the left corner	<ol style="list-style-type: none"> 1.Open Vahan citizen service page 2.click other services present in the hamburger of the menu in registration page 3.Look for the national symbol 	
VCS_OS_19	Check whether all the fields dimension are fine	<ol style="list-style-type: none"> 1.Open Vahan citizen service page 2.click other services present in the hamburger of the menu in registration page 3.Check the dimension 	
VCS_OS_20	Check whether all the fields colour code is proper	<ol style="list-style-type: none"> 1.Open Vahan citizen service page 2.click other services present in the hamburger of the menu in registration page 3.Check the colour code 	
VCS_OS_21	Check whether over all alignment of the page is fine	<ol style="list-style-type: none"> 1.Open Vahan citizen service page 2.click other services present in the hamburger of the menu in registration page 3.Check the alignment 	
VCS_OS_22	Check whether after clicking the new applicant page the user is able to navigate to the login to apply for trade certificate(new applicant)	<ol style="list-style-type: none"> 1.Open Vahan citizen service page 2.click other services present in the hamburger of the menu in registration page 3.Click the new applicant 4.Look for the page 	
VCS_OS_23	Check whether the new page contains logo,national symbol and the headline Ministry of road transport and highways	<ol style="list-style-type: none"> 1.Open Vahan citizen service page 2.click other services present in the hamburger of the menu in registration page 3.Look for the logo,dimension etc 	
VCS_OS_24	Check whether the page has applying for the state(having place of business) field is present	<ol style="list-style-type: none"> 1.Open Vahan citizen service page 2.click other services present in the hamburger of the menu in registration page 3.Look for the field 	
VCS_OS_25	Check the alignment of the applying for the state field is proper	<ol style="list-style-type: none"> 1.Open Vahan citizen service page 2.click other services present in the hamburger of the menu in registration page 3.Verify the alignment of the state field 	

The trade certificate page should has national symbol at the left corner	The trade certificate page has national symbol at the left	pass
All fields dimensions should be fine	All fields dimensions are fine	pass
All the fields colour code should be proper	All the fields colour code is fine	pass
All the alignment of the page should be fine	All the alignment of the page is fine	pass
The user should be navigate to the login page	The user is able to navigate to the login page	pass
the new page should contains logo,national symbol and the headline Ministry of road transport and highways	The new page contains logo,natonal symbols and the headline Ministry of road transport and highways	pass
The state field should be present	The state field is present	pass
The alignment of the state field should be proper	The alignment of the state field is not proper	Fail

VAHAN CITIZEN SERVICES			
VERSION NO: TESTED BY:			
Test ID	Test Description	Test Procedure	Test Data STATUS
VCS_SS_01	Check whether the status drop down present in the hamburger menu is clickable	1.Open vahan citizen services 2.Find hamburger menu in registration page 3.Select the status option from the hamburger menu from the registration page	
VCS_SS_02	Check whether by clicking status drop down four buttons are present	1.Open vahan citizen services 2.Find hamburger menu in registration page 3.Select the status option from the hamburger menu from the registration page 4.Check the four buttons	
VCS_SS_03	Check whether know your application status button is present in status drop down	1.Open vahan citizen services 2.Find hamburger menu in registration page 3.Select the status option from the hamburger menu from the registration page 4.Look for the know your application status	
VCS_SS_04	Check whether transaction history report button is present in status drop down	1.Open vahan citizen services 2.Find hamburger menu in registration page 3.Select the status option from the hamburger menu from the registration page 4.Look for the transaction history report button	

VERIFIED BY: DATE:		
Expected Result	Actual Result	Status
The status drop down button should be clickable	The status drop down is clickable	Pass
The buttons should be present	The button is present	Pass
The application status button should be present	The application status button is present	Pass
The transaction history report button should be present	The transaction status button is present	Pass

VCS_SS_05	Check whether Re-verify payment transactions button is present in status drop down	<ol style="list-style-type: none"> 1.Open vahan citizen services 2.Find hamburger menu in registration page 3.Select the status option from the hamburger menu from the registration page 4.Look for the re-verify payment transactions button 	
VCS_SS_06	Check whether Reprint Receipt form button is present in status drop down	<ol style="list-style-type: none"> 1.Open vahan citizen services 2.Find hamburger menu in registration page 3.Select the status option from the hamburger menu from the registration page 4.Look for the reprint receipt button 	
VCS_SS_07	Check whether by clicking know your application status button the user is able to navigate to the know your application status page	<ol style="list-style-type: none"> 1.Open vahan citizen services 2.Find hamburger menu in registration page 3.Select the status option from the hamburger menu from the registration page 4.Click the know your application status button 5.Verify that new page is loaded 	
VCS_SS_08	Check whether note for the users is present at the top of the page	<ol style="list-style-type: none"> 1.Open vahan citizen services 2.Find hamburger menu in registration page 3.Select the status option from the hamburger menu from the registration page 4.Click the know your application status button 5.Verify the note 	

The reverify payment transactions button should be present	The reverify payment transactions button is present	Pass
The reprint receipt form button should be present	The reprint receipt button is present	Pass
User should be able to navigate to the status page	User is able to navigate to the status page	Pass
The note should be present	Thee note is present	Pass

VCS_SS_09	Check whether application no and vehicle registration number radio button is present	<ol style="list-style-type: none"> 1.Open vahan citizen services 2.Find hamburger menu in registration page 3.Select the status option from the hamburger menu from the registration page 4.Click the know your application status button 	
VCS_SS_10	Check whether the application number and vehicle reg no radio button is clickable	<ol style="list-style-type: none"> 1.Open vahan citizen services 2.Find hamburger menu in registration page 3.Select the status option from the hamburger menu from the registration page 4.Click the know your application status button 5.Look for the fields 	
VCS_SS_11	Check whether upon clicking the radio buttons application number and vehicle registration number the captcha is changed	<ol style="list-style-type: none"> 1.Open vahan citizen services 2.Find hamburger menu in registration page 3.Select the status option from the hamburger menu from the registration page 4.Click the know your application status button 5.Verify the captcha 	
VCS_SS_12	Check whether the user is able to enter the captcha	<ol style="list-style-type: none"> 1.Open vahan citizen services 2.Find hamburger menu in registration page 3.Select the status option from the hamburger menu from the registration page 4.Click the know your application status button 5.Enter the captcha 	

The radio buttton should be present	The radio button is present	Pass
The radio buttton should be present	The radio button is present	Pass
The captcha should be present	The captcha is present	Pass
The user should be able to enter the captcha	The user is able to enter the captcha	Pass

VCS_SS_13	Check whether the submit,reset and home button is present	<ol style="list-style-type: none"> 1.Open vahan citizen services 2.Find hamburger menu in registration page 3.Select the status option from the hamburger menu from the registration page 4.Click the know your application status button 5.Look for the buttons 	
VCS_SS_14	Check whether the submit,reset and home buttons are clickable	<ol style="list-style-type: none"> 1.Open vahan citizen services 2.Find hamburger menu in registration page 3.Select the status option from the hamburger menu from the registration page 4.Click the know your application status button 5.Click the buttons 	
VCS_SS_15	Check whether by entering the application number and captcha and clicking submit buttton application status is displayed	<ol style="list-style-type: none"> 1.Open vahan citizen services 2.Find hamburger menu in registration page 3.Select the status option from the hamburger menu from the registration page 4.Click the know your application status button 6.Enter the inputs look for the status 	
VCS_SS_16	Check whether by entering the reg no and captcha and clicking submit buttton application status is displayed	<ol style="list-style-type: none"> 1.Open vahan citizen services 2.Find hamburger menu in registration page 3.Select the status option from the hamburger menu from the registration page 4.Enter the inputs and look for the status 	

The buttons should be present	The button is present	Pass
The buttons should be clickable	The buttons are clickabl	Pass
The application status button should be present	The application status button is present	Pass
The status should be displayed	The status is displayed	Pass

VCS_SS_17	Check the sensitivity of the submit button by not entering and entering invalid application no	<ol style="list-style-type: none"> 1.Open vahan citizen services 2.Find hamburger menu in registration page 3.Select the status option from the hamburger menu from the registration page 4.Enter the invalid inputs and also in another test leave the field empty 	
VCS_SS_18	Check the sensitivity of the submit button by not entering vehicle reg no or invalid no:	<ol style="list-style-type: none"> 1.Open vahan citizen services 2.Find hamburger menu in registration page 3.Select the status option from the hamburger menu from the registration page 4..Enter the invalid inputs and also in another test leave the field empty 	
VCS_SS_19	Check the sensitivity of the submit button by not entering captcha or invalid captcha	<ol style="list-style-type: none"> 1.Open vahan citizen services 2.Find hamburger menu in registration page 3.Select the status option from the hamburger menu from the registration page 4.Check the sensitivity of captcha 	
VCS_SS_20	Check the sensitivity of the reset button	<ol style="list-style-type: none"> 1.Open vahan citizen services 2.Find hamburger menu in registration page 3.Select the status option from the hamburger menu from the registration page 4.Check the sensitivity of the reset button 	
VCS_SS_21	Check the user is able to navigate to the home page by clicking home button	<ol style="list-style-type: none"> 1.Open vahan citizen services 2.Find hamburger menu in registration page 3.Select the status option from the hamburger menu from the registration page 4.Click the home buton 	

Error message should be displayed	Error message is displayed	Pass
Error message should be displayed	Error message is displayed	Pass
Error message should be displayed	Error message is displayed	Pass
The button should responds well	The button responds well	Pass
The user should be able to navigate to the home page	The user is able to navigate to the home page	Pass

VCS_SS_22	Check whether the new page contains logo,national symbol and the headline Ministry of road transport and highways	1.Open vahan citizen services 2.Find hamburger menu in registration page 3.Select the status option from the hamburger menu from the registration page 4.Look for the logo,symbol etc	
VCS_SS_23	Check whether all the fields dimension are fine	1.Open vahan citizen services 2.Find hamburger menu in registration page 3.Select the status option from the hamburger menu from the registration page 4.Verify the dimensions	
VCS_SS_24	Check whether all the fields colour code is proper	1.Open vahan citizen services 2.Find hamburger menu in registration page 3.Select the status option from the hamburger menu from the registration page 4.Verify the colour codes	
VCS_SS_25	Check whether over all alignment of the page is fine	1.Open vahan citizen services 2.Find hamburger menu in registration page 3.Select the status option from the hamburger menu from the registration page 4.Verify the alignment	
VCS_SS_26	Check whether the application number or vehicle registration number field have asterisks symbol	1.Open vahan citizen services 2.Find hamburger menu in registration page 3.Select the status option from the hamburger menu from the registration page 4.Verify the asterisks symbol	

The new page should contains the symbol,logo and headline	The new page contains symbol,logo and headline	Pass
All field dimensions should be fine	All dield dimension is fine	Pass
All fields colour code should be fine	All fields colour code is fine	Pass
All alignment of the page should be fine`	All alognment page is fine	Pass
The asterisks symbol should be present	The asterisks symbol is not present	Fail

VCS_SS_27	Check whether the transaction history report button is clickable	<ol style="list-style-type: none"> 1.Open vahan citizen services 2.Find hamburger menu in registration page 3.Select the status option from the hamburger menu from the registration page 4.Click the transaction history report button 	
VCS_SS_28	Check whether by clicking the transaction history report the user will be able to navigate to the page	<ol style="list-style-type: none"> 1.Open vahan citizen services 2.Find hamburger menu in registration page 3.Select the status option from the hamburger menu from the registration page 4.Click the transaction history report button 5.Look for the page 	
VCS_SS_29	Check whether the page has vehicle registration number field	<ol style="list-style-type: none"> 1.Open vahan citizen services 2.Find hamburger menu in registration page 3.Select the status option from the hamburger menu from the registration page 4.Click the transaction history report button 5.Look for the field 	
VCS_SS_30	Check whether the page has chassis no field	<ol style="list-style-type: none"> 1.Open vahan citizen services 2.Find hamburger menu in registration page 3.Select the status option from the hamburger menu from the registration page 4.Click the transaction history report button 5.Look for the field 	

The transaction history report should present	The transaction history report is present	Pass
The user should be able to navigate to the page	The user is able to navigate to the page	Pass
The field should be present	The field is present	Pass
The field should be present	The field is present	Pass

VCS_SS_31	Check whether the page has engine no field	<ol style="list-style-type: none"> 1.Open vahan citizen services 2.Find hamburger menu in registration page 3.Select the status option from the hamburger menu from the registration page 4.Click the transaction history report button 5.Look for the field 	
VCS_SS_32	Check whether the page has registration date field	<ol style="list-style-type: none"> 1.Open vahan citizen services 2.Find hamburger menu in registration page 3.Select the status option from the hamburger menu from the registration page 4.Click the transaction history report button 5.Look for the field 	
VCS_SS_33	Check whether the page has registration date field /fitness valid upto date field	<ol style="list-style-type: none"> 1.Open vahan citizen services 2.Find hamburger menu in registration page 3.Select the status option from the hamburger menu from the registration page 4.Click the transaction history report button 5.Look for the field 	
VCS_SS_34	Check whether the page has note in the bracket of the field registration/fitness valid upto date field	<ol style="list-style-type: none"> 1.Open vahan citizen services 2.Find hamburger menu in registration page 3.Select the status option from the hamburger menu from the registration page 4.Click the transaction history report button 5.Look for the field 	

The field should be present	The field is present	Pass
The field should be present	The field is present	Pass
The field should be present	The field is present	Pass
The field should be present	The field is present	Pass

VCS_SS_35	Check whether the all mandatory fields have asterisks symbol	<ol style="list-style-type: none"> 1.Open vahan citizen services 2.Find hamburger menu in registration page 3.Select the status option from the hamburger menu from the registration page 4.Click the transaction history report button 5.Look for the symbol 	
VCS_SS_36	Check whether the page has show details and reset button	<ol style="list-style-type: none"> 1.Open vahan citizen services 2.Find hamburger menu in registration page 3.Select the status option from the hamburger menu from the registration page 4.Click the transaction history report button 5.Look for the field 	
VCS_SS_37	Verify the sensitivity of the show details button by not entering one of the fields or entering invalid inputs	<ol style="list-style-type: none"> 1.Open vahan citizen services 2.Find hamburger menu in registration page 3.Select the status option from the hamburger menu from the registration page 4.Click the transaction history report button 5.Check the sensitivity of the button 	
VCS_SS_38	Verify the sensitivity of the reset button by not entering one of the fields	<ol style="list-style-type: none"> 1.Open vahan citizen services 2.Find hamburger menu in registration page 3.Select the status option from the hamburger menu from the registration page 4.Click the transaction history report button 5.Check the sensitivity of the button 	

All mandatory fields should have asterisks symbol	All mandatory field has asterisks symbol	Pass
The page should have show details and reset button	The page has show details and reset button	Pass
Error message should be displayed	Error message is displayed	Pass
Error message should be displayed	Error message is displayed	Pass

VCS_SS_39	Check whether the new page contains logo,national symbol and the headline Ministry of road transport and highways	<ol style="list-style-type: none"> 1.Open vahan citizen services 2.Find hamburger menu in registration page 3.Select the status option from the hamburger menu from the registration page 4.Click the transaction history report button 5.Look fot yhe symbol,logo etc 	
VCS_SS_40	Check whether all the fields dimension are fine	<ol style="list-style-type: none"> 1.Open vahan citizen services 2.Find hamburger menu in registration page 3.Select the status option from the hamburger menu from the registration page 4.Click the transaction history report button 5.Verify the dimension 	
VCS_SS_41	Check whether all the fields colour code is proper	<ol style="list-style-type: none"> 1.Open vahan citizen services 2.Find hamburger menu in registration page 3.Select the status option from the hamburger menu from the registration page 4.Click the transaction history report button 5.Verify the colour code 	
VCS_SS_42	Check whether over all alignment of the page is fine	<ol style="list-style-type: none"> 1.Open vahan citizen services 2.Find hamburger menu in registration page 3.Select the status option from the hamburger menu from the registration page 4.Click the transaction history report button 5.Verify the alignment 	

The logo,symbol and the headline should be present	The logo,symbol and headline is present	Pass
The dimensions should be fine	The dimensions are fine	Pass
All fields colour code should be fine	All fields colour code is fine	Pass
The overall alignment of the page should be fine	The overall alignment of the page is fine	Pass

VCS_SS_43	Check whether user login button fo bulk tax payments is present	<ol style="list-style-type: none"> 1.Open vahan citizen services 2.Find hamburger menu in registration page 3.Select the status option from the hamburger menu from the registration page 4.Click the transaction history report button 5.Verify the button 	
VCS_SS_44	Check whether re-verify payment transactions button present in status drop down is selectable	<ol style="list-style-type: none"> 1.Open vahan citizen services 2.Find hamburger menu in registration page 3.Select the status option from the hamburger menu from the registration page 4.Click the re-verify payment transaction button 	
VCS_SS_45	Check whether the user is able to navigate to the page after the selection of re-verify payment transactions	<ol style="list-style-type: none"> 1.Open vahan citizen services 2.Find hamburger menu in registration page 3.Select the status option from the hamburger menu from the registration page 4.Click the re-verify payment transaction button 5.Look for the page 	
VCS_SS_46	Check whether the transaction no(application no) field is present	<ol style="list-style-type: none"> 1.Open vahan citizen services 2.Find hamburger menu in registration page 3.Select the status option from the hamburger menu from the registration page 4.Click the re-verify payment transaction button 5.Look for the field 	

The user login button to bulk tax payments should be fine	The user login button to bulk payments is fine	Pass
The button should be selectable	The button is selectable	Pass
The user should be able to navigate to the page	The user is able to navigate to the page	Pass
The field should be present	The field is present	Pass

VCS_SS_47	Check whether the captcha field is present	<ol style="list-style-type: none"> 1.Open vahan citizen services 2.Find hamburger menu in registration page 3.Select the status option from the hamburger menu from the registration page 4.Click the re-verify payment transaction button 5.Look for the field 	
VCS_SS_48	Check whether after clicking captcha refreshing button new captcha is loaded	<ol style="list-style-type: none"> 1.Open vahan citizen services 2.Find hamburger menu in registration page 3.Select the status option from the hamburger menu from the registration page 4.Click the re-verify payment transaction button 5.Enter the captcha in the field 	
VCS_SS_49	Check whether the user is able to enter the transaction no in the field	<ol style="list-style-type: none"> 1.Open vahan citizen services 2.Find hamburger menu in registration page 3.Select the status option from the hamburger menu from the registration page 4.Click the re-verify payment transaction button 5.Enter the input in the field 	
VCS_SS_50	Check whether the show details,reset and home button is present at the bottom of the page	<ol style="list-style-type: none"> 1.Open vahan citizen services 2.Find hamburger menu in registration page 3.Select the status option from the hamburger menu from the registration page 4.Click the re-verify payment transaction button 5.Look for the button 	

The captcha field should be present	The captcha field is present	Pass
The new captcha should be loaded	The new captcha is loaded	Pass
The user should be able to enter the transaction no in the field	The user should be able to enter the transaction no in the field	Pass
The show details, reset and home button should be present at the bottom of the page	The show button, reset and home button is present at the bottom of the page	Pass

VCS_SS_51	Verify the sensitivity of the show details button by not entering transaction no or entering an invalid number	<ol style="list-style-type: none"> 1.Open vahan citizen services 2.Find hamburger menu in registration page 3.Select the status option from the hamburger menu from the registration page 4.Click the re-verify payment transaction button 5.Check the sensitivity of the field 	
VCS_SS_52	Check the sensitivity of reset button by not entering transaction no	<ol style="list-style-type: none"> 1.Open vahan citizen services 2.Find hamburger menu in registration page 3.Select the status option from the hamburger menu from the registration page 4.Click the re-verify payment transaction button 5.Check the sensitivity of the field 	
VCS_SS_53	Check whether user is able to go to the home page by clicking home page	<ol style="list-style-type: none"> 1.Open vahan citizen services 2.Find hamburger menu in registration page 3.Select the status option from the hamburger menu from the registration page 4.Click the re-verify payment transaction button 5.Click home button 	
VCS_SS_54	Check whether note is present at the top of the page	<ol style="list-style-type: none"> 1.Open vahan citizen services 2.Find hamburger menu in registration page 3.Select the status option from the hamburger menu from the registration page 4.Click the re-verify payment transaction button 5.Look for the note 	

Error message should be showed	Error message is showed	Pass
Error message should be showed	Error message is showed	Pass
The user should be able to navigate to the home page	The user is able to go to the home page	Pass
The note should be present at the top of the page	The note is present at the top of the page	Pass

VCS_SS_55	Check whether the hamburger menu is present at the top of the page	1.Open vahan citizen services 2.Find hamburger menu in registration page 3.Select the status option from the hamburger menu from the registration page 4.Click the re-verify payment transaction button 5.Look for the menu	
VCS_SS_56	Check whether the new page contains logo,national symbol and the headline Ministry of road transport and highways	1.Open vahan citizen services 2.Find hamburger menu in registration page 3.Select the status option from the hamburger menu from the registration page 4.Click the re-verify payment transaction button 5.Look for the logo,symbol etc	
VCS_SS_57	Check whether all the fields dimension are fine	1.Open vahan citizen services 2.Find hamburger menu in registration page 3.Select the status option from the hamburger menu from the registration page 4.Click the re-verify payment transaction button 5.Verify the dimension	
VCS_SS_58	Check whether all the fields colour code is proper	1.Open vahan citizen services 2.Find hamburger menu in registration page 3.Select the status option from the hamburger menu from the registration page 4.Click the re-verify payment transaction button 5.Verify the colour code	

The hamburger menu should be present at the top of the page	The hamburger menu should be present at the top pf the page	Pass
The page should contains the logo,national symbol and the headline ministry of road transport and highways	The page contains the logo,national symbol and the headline ministry of road transport and highways	Pass
The dimensions should be fine	The dimensions are fine	Pass
All fields colour code should be fine	All fields colour code is fine	Pass

VCS_SS_59	Check whether over all alignment of the page is fine	<ol style="list-style-type: none"> 1.Open vahan citizen services 2.Find hamburger menu in registration page 3.Select the status option from the hamburger menu from the registration page 4.Click the re-verify payment transaction button 5.Verify the alignment 	
VCS_SS_60	Check whether the user is able to select the reprint receipt/form dropdown	<ol style="list-style-type: none"> 1.Open vahan citizen services 2.Find hamburger menu in registration page 3.Select the status option from the hamburger menu from the registration page 4.Click the re-verify payment transaction button 5.Click the button 	
VCS_SS_61	Check whether the the drop down contains two buttons reprint receipt and print the pre-filled service based SR form	<ol style="list-style-type: none"> 1.Open vahan citizen services 2.Find hamburger menu in registration page 3.Select the status option from the hamburger menu from the registration page 4.Click the re-verify payment transaction button 5.Verify the buttons 	
VCS_SS_62	Check whether the two buttons are selectable and will navigate to the respected page	<ol style="list-style-type: none"> 1.Open vahan citizen services 2.Find hamburger menu in registration page 3.Select the status option from the hamburger menu from the registration page 4.Click the two buttons 5.Verify the page 	

The overall alignment of the page should be fine	The overall alignment of the page is fine	Pass
The user should be able to select the reprint receipt form drop down	The user is able to select	Pass
The drop down should contains the two buttons	The drop down contains the drop down	Pass
The two buttons should be selectable and should navigate to the respective page	The two buttons are selectable and navigates to the page	Pass

VCS_SS_63	Verify that the reprint receipt page has a note on the top of the page	1.Open vahan citizen services 2.Find hamburger menu in registration page 3.Select the status option from the hamburger menu from the registration page 4.Click the two buttons 5.Verify the note	
VCS_SS_64	Verify that the page contains the application no wise radio button	1.Open vahan citizen services 2.Find hamburger menu in registration page 3.Select the status option from the hamburger menu from the registration page 4.Click the two buttons 5.Look for the button	
VCS_SS_65	Verify that the page contains the Receipt wise radio button	1.Open vahan citizen services 2.Find hamburger menu in registration page 3.Select the status option from the hamburger menu from the registration page 4.Click the re-verify payment transaction button 5.Verify the buttons	
VCS_SS_66	Verify that the page contains the bank transaction no wise radio button	1.Open vahan citizen services 2.Find hamburger menu in registration page 3.Select the status option from the hamburger menu from the registration page 4.Click the re-verify payment transaction button 5.Verify the buttons	

The note should be present	The note is present	Pass
The radio button should be present	The radio button is present	Pass
The radio button should be present	The radio button is present	Pass
The radio button should be present	The radio button is present	Pass

VCS_SS_67	Verify that the page contains the reg no wise radio button	<ol style="list-style-type: none"> 1.Open vahan citizen services 2.Find hamburger menu in registration page 3.Select the status option from the hamburger menu from the registration page 4.Click the re-verify payment transaction button 5.Verify the buttons 	
VCS_SS_68	Check whether all radio buttons are clickable and is sensitive	<ol style="list-style-type: none"> 1.Open vahan citizen services 2.Find hamburger menu in registration page 3.Select the status option from the hamburger menu from the registration page 4.Click the re-verify payment transaction button 5.Click the radio buttons 	
VCS_SS_69	Check whether the select transaction field is present	<ol style="list-style-type: none"> 1.Open vahan citizen services 2.Find hamburger menu in registration page 3.Select the status option from the hamburger menu from the registration page 4.Click the re-verify payment transaction button 5.Look for th field 	
VCS_SS_70	Check whether the select application field is present	<ol style="list-style-type: none"> 1.Open vahan citizen services 2.Find hamburger menu in registration page 3.Select the status option from the hamburger menu from the registration page 4.Click the re-verify payment transaction button 5.Look for th field 	

The radio button should be present	The radio button is present	Pass
All the radio buttons should be clickable	All radio buttons are clickable	Pass
The field should be present	The field is present	Pass
The field should be present	The field is present	Pass

VCS_SS_71	Check whether the applicaton no field is present	<ol style="list-style-type: none"> 1.Open vahan citizen services 2.Find hamburger menu in registration page 3.Select the status option from the hamburger menu from the registration page 4.Click the re-verify payment transaction button 5.Look for th field 	
VCS_SS_72	Check whether the user is able to select transaction from the select transaction drop down list	<ol style="list-style-type: none"> 1.Open vahan citizen services 2.Find hamburger menu in registration page 3.Select the status option from the hamburger menu from the registration page 4.Click the re-verify payment transaction button 5.Select the drop down 	
VCS_SS_73	Check whether the user is able to select application from the drop down list	<ol style="list-style-type: none"> 1.Open vahan citizen services 2.Find hamburger menu in registration page 3.Select the status option from the hamburger menu from the registration page 4.Click the re-verify payment transaction button 5.Select the drop down 	
VCS_SS_74	Verify the user is able to enter the input in application number field	<ol style="list-style-type: none"> 1.Open vahan citizen services 2.Find hamburger menu in registration page 3.Select the status option from the hamburger menu from the registration page 4.Click the re-verify payment transaction button 5.Enter the input in the field 	

The field should be present	The field is present	Pass
The user should be able to select	The user is able to select	Pass
The user should be able to select	The user is able to select	Pass
The user should able to enter the input	The user is able to enter the input	Pass

VCS_SS_75	Check whether the captcha field is present	<ol style="list-style-type: none"> 1.Open vahan citizen services 2.Find hamburger menu in registration page 3.Select the status option from the hamburger menu from the registration page 4.Click the re-verify payment transaction button 5.Look for the field 	
VCS_SS_76	Verify that the user is able to enter the captcha	<ol style="list-style-type: none"> 1.Open vahan citizen services 2.Find hamburger menu in registration page 3.Select the status option from the hamburger menu from the registration page 4.Click the re-verify payment transaction button 5. Enter the captcha 	
VCS_SS_77	Check whether the given refreshing captcha button works	<ol style="list-style-type: none"> 1.Open vahan citizen services 2.Find hamburger menu in registration page 3.Select the status option from the hamburger menu from the registration page 4.Click the re-verify payment transaction button 5. Refresh the captcha 	
VCS_SS_78	Verify that the show details,reset and home buttons are present at the bottom of the page	<ol style="list-style-type: none"> 1.Open vahan citizen services 2.Find hamburger menu in registration page 3.Select the status option from the hamburger menu from the registration page 4.Click the re-verify payment transaction button 5. Verify the captcha 	

The captcha should be present	The captcha is present	Pass
The user should be able to enter the captcha	The user is be able to enter the captcha	Pass
The refreshing captcha buttons should works	The refreshing captcha button works	Pass
The buttons should be present	The button is present	Pass

VCS_SS_79	Check the sensitivity of the showdetails button by not entering inputs in all the fields one by one	<ol style="list-style-type: none"> 1.Open vahan citizen services 2.Find hamburger menu in registration page 3.Select the status option from the hamburger menu from the registration page 4.Click the re-verify payment transaction button 5. Leave the field empty 	
VCS_SS_80	Check the sensitivity of the show details button by not entering inputs in all the fields one by one	<ol style="list-style-type: none"> 1.Open vahan citizen services 2.Find hamburger menu in registration page 3.Select the status option from the hamburger menu from the registration page 4.Click the re-verify payment transaction button 5. Leave the field empty 	
VCS_SS_81	Check the sensitivity of the show details button by not entering inputs in all the fields one by one	<ol style="list-style-type: none"> 1.Open vahan citizen services 2.Find hamburger menu in registration page 3.Select the status option from the hamburger menu from the registration page 4.Click the re-verify payment transaction button 5. Leave the field empty 	
VCS_SS_82	Check whether the reset button works well	<ol style="list-style-type: none"> 1.Open vahan citizen services 2.Find hamburger menu in registration page 3.Select the status option from the hamburger menu from the registration page 4.Click the re-verify payment transaction button 5. Verify the field empty 	

Error message should be showed	Error message is showed	Pass
Error message should be showed	Error message is showed	Pass
Error message should be showed	Error message is showed	Pass
The reset buttons should works well	The reset button works well	Pass

VCS_SS_83

Verify that the reprint receipt page alignment is correct

- 1.Open vahan citizen services
- 2.Find hamburger menu in registration page
- 3.Select the status option from the hamburger menu from the registration page
- 4.Click the re-verify payment transaction button
5. Verify the alignment

The UI is not responsive that is while
opening in computer screen the alignment is
correct but not correct while opening in

The alignment of the page should be correct mobile phone

Fail

VAHAN CITIZEN SERVICES			
BUG ID	TEST ID	EXPECTED RESULT	BUG DESCRIPTION
VCS_01	VCS_RP_06	The language should be changed after the selection of another language	The user is not able to change the language, but the language is changed only after the refreshment of the page
VCS_02	VCS_RP_56	Error message should be showed after the entering of invalid landline number	No error message is showed after the entering of invalid landline number as the landline number is in asterisks symbol
VCS_03	VCS_RP_67	The user should be able to select the state from the drop down lists	The user is not able to select the state from the drop down list
VCS_04	VCS_RP_68	Error message should be showed when the state field is left empty	Error message is not showed when the state field is left empty
VCS_05	VCS_RP_71	Error message should be showed when ot entering landline number	No error message is showed when not entering o landline number as the landline number is in asterisks symbol
VCS_06	VCS_HE_16	Alignment of the lines in the rules should be correct	Alignment of the lines in the rules of the know your payment status page is not correct

STEPS TO REPRODUCE	SCREENSHOT	SEVERITY	PRIORITY	STATUS
1.Open Vahan citizen service registration page 2.change the language to hindi		Major	High	New
1.Open Vahan citizen service registration page 2.Enter an invalid number		Minor	Low	New
1.Open Vahan citizen service registration page 2.Select the state drop down list		Critical	High	New
1.Open Vahan citizen service registration page 2.Enter all inputs and Leave the state naame field		Major	Medium	New
1.Open Vahan citizen service registration page 2.Leave the landline number field empty		Minor	Low	New
1.open vahan citizen registration page 2.Find hamburger menu in registration page 3.Select the home option from the hamburger on registration page 4.Click the know your payment transaction status button 5.Verify the alignment		Minor	Medium	New

VCS_07	.VCS_HE_22	The alignment of the radio buttons should be correct	Alignment of the rdio buttons of the know your payment status page is not correct
VCS_08	VCS_HE_24	The overall alignment of the transaction status page should be fine	The overall alignment of the transaction status page is not fine
VCS_09	VCS_HE_35	The transaction Id search field should be properly aligned	The transaction Id search field of the home page should be properly aligned

1.Open vahan citizen services 2.Find hamburger menu in registration page 3.Select the status option from the hamburger menu from the registration page 4.Verify the asterisks symbol		Minor	Medium	New
1.open vahan citizen registration page 2.Find hamburger menu in registration page 3.Select the home option from the hamburger on registration page 4.Click the know your payment transaction status button 5.Check the transaction status page alignment		Major	High	New
1.open vahan citizen registration page 2.Find hamburger menu in registration page 3.Select the home option from the hamburger on registration page 4.Check the alignment		Minor	Medium	New

VCS_10	VCS_HE_41	The state field drop down list should be selectable	The state field drop down list is not selectable
VCS_11	VCS_HE_42	The rto field drop down list should be selectable	The rto field drop down list is not selectable
VCS_12	VCS_HE_58	The asterisks symbol should be present at the registration number and receipt number field	The asterisks symbol is not present at the registration number and receipt number field

1.open vahan citizen registration page 2.Find hamburger menu in registration page 3.Select the home option from the hamburger on registration page 4.Verify the drop down list				
		Major	High	New
1.open vahan citizen registration page 2.Find hamburger menu in registration page 3.Select the home option from the hamburger on registration page 4.Select the rto drop down list				
		Major	High	New
1.open vahan citizen registration page 2.Find hamburger menu in registration page 3.Select the home option from the hamburger on registration page 4.Verify the symbol				
		Minor	Low	New

VCS_13	VCS_SS_08	The sensitivity of the tax/fee services drop down should be fine	The sensitivity of the tax/fee services drop down is not fine
VCS_14	VCS_SS_09	The sensitivity of the rc related services drop down should be fine	The sensitivity of the rc related services drop down is not fine
VCS_15	VCS_SS_10	The sensitivity of the vehicle related services drop down should be fine	The sensitivity of the vehicle related services drop down is not fine

1.Open vahan citizen service registration page 2.Click the services button in hamburger menu at the registartion page 3.Click the tax/fee services button				
		Critical	High	New
1.Open vahan citizen service registration page 2.Click the services button in hamburger menu at the registartion page 3.Click the rc related services burttton				
		Critical	High	New
1.Open vahan citizen service registration page 2.Click the services button in hamburger menu at the registartion page 3.Click the vehicle related services button				
		Critical	High	New

VCS_16	VCS_SS_11	The sensitivity of the apply for certificates services drop down should be fine	The sensitivity of the apply for certificates services drop down is not fine
VCS_17	VCS_OS_25	The alignment of the applying for the state field should be proper	The alignment of the applying for the state field is not proper
VCS_18	VCS_SS_83	The reprint receipt page alignment is correct	The reprint receipt page alignment is not correct

1.Open vahan citizen service registration page 2.Click the services button in hamburger menu at the registartion page 3.Click the apply for certificates button		Critical	High	New
1.Open Vahan citizen service page 2.click other services present in the hamburger of the menu in registration page 3.Verify the alignment of the state field		Minor	Low	New
1.Open vahan citizen services 2.Find hamburger menu in registration page 3.Select the status option from the hamburger menu from the registration page 4.Click the re-verify payment transaction button 5. Verify the alignment		Major	Medium	New

VAHAN CITIZEN SERVICES	
TOTAL NUMBER OF TEST CASES	300
NUMBER OF TEST CASES PASSED	282
NUMBER OF TEST CASES FAILED	18

VAHAN CITIZEN SERVICES

SI No	Module Name	Defect Distribution
1	Registration page	5
2	Home	7
3	Services	4
4	Other services	1
5	Status	1

A 3D bar chart titled 'Defect Distribution' showing the number of defects for five modules. The x-axis lists the modules: Registration page, Home, Services, Other services, and Status. The y-axis represents the number of defects, ranging from 0 to 7. The bars are blue and have a 3D effect. The values are: Registration page (5), Home (7), Services (4), Other services (1), and Status (1).

Module Name	Defect Distribution
Registration page	5
Home	7
Services	4
Other services	1
Status	1

